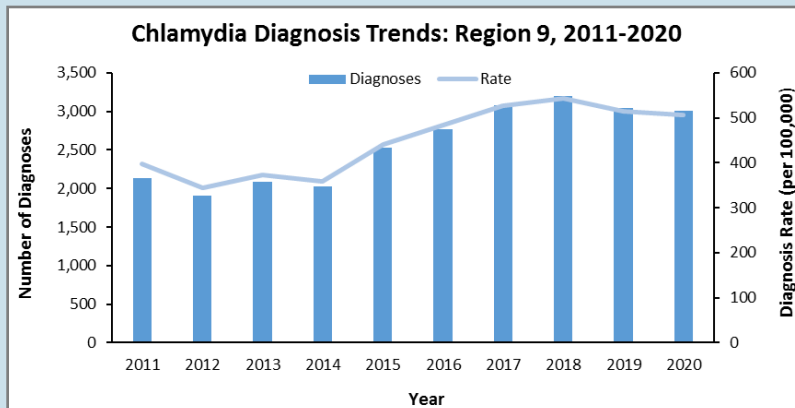




# Region 9 – Hammond/Slidell STD/HIV Update

## CHLAMYDIA—REGION 9

- In 2018, **3,193** people were diagnosed with chlamydia for a rate of **542.8** per 100,000.
- In 2019, **3,047** people were diagnosed with chlamydia for a rate of **514.4** per 100,000.
- In 2020, **3,002** people were diagnosed with chlamydia for a rate of **506.8** per 100,000, a **1.5%** rate decrease from 2019.
- In 2020, Region 9 had the **6th** highest number of chlamydia diagnoses and the **8th** highest diagnosis rate in Louisiana.



## CHLAMYDIA BY GENDER

- In 2018, **71%** of chlamydia diagnoses were among females. This proportion decreased to **70%** in 2019 and **71%** in 2020. In 2020, **29%** of chlamydia diagnoses in Region 9 were among males.

## CHLAMYDIA BY RACE/ETHNICITY

Over **half** of new chlamydia diagnoses are among Black people. Only **17%** of Region 9 is Black.

- In 2018 and 2019, **53%** of chlamydia diagnoses were among Black people, decreasing to **52%** in 2020.
- The proportion of chlamydia diagnoses among White people was **42%** in 2018, **44%** in 2019, and **42%** in 2020.
- From 2018 to 2020, **3%** of chlamydia diagnoses were among Hispanic/Latinx people.

## CHLAMYDIA BY AGE AT DIAGNOSIS

Almost three-quarters of Region 9 chlamydia diagnoses are in people under the age of 25.

- The proportion of diagnoses among people under 25 was **72%** in 2018, **71%** in 2019, and **72%** in 2020.
- The proportion of diagnoses among people 25-34 years was **22%** From 2018 to 2020.
- The proportion of diagnoses among people 35 and older was **6%** from 2018 to 2020.

## CHLAMYDIA BY PARISH

- In 2018 and 2020, Tangipahoa had the highest number of chlamydia diagnoses in Region 9. In 2019, St. Tammany had the highest number of chlamydia diagnoses. Chlamydia diagnoses have almost doubled in St. Helena Parish, from 2018 to 2020.

Chlamydia Diagnoses by Parish, Region 9, 2018 to 2020									
	2018			2019			2020		
	Diagnoses	Percent	Rate*	Diagnoses	Percent	Rate*	Diagnoses	Percent	Rate*
<b>Region 9</b>	<b>3,193</b>	<b>100%</b>	<b>543</b>	<b>3,047</b>	<b>100%</b>	<b>514</b>	<b>3,002</b>	<b>100%</b>	<b>507</b>
Livingston	619	19%	444	559	18%	397	567	19%	403
St. Helena	53	2%	516	70	2%	691	102	3%	1,007
St. Tammany	1,013	32%	392	1,061	35%	407	972	32%	373
Tangipahoa	1,147	36%	857	1,045	34%	775	1,063	36%	789
Washington	361	11%	775	312	10%	675	298	10%	645

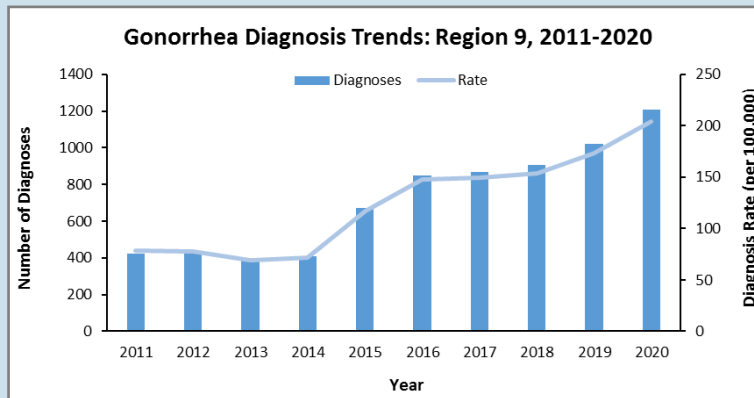
\*Rate is per 100,000



# Region 9 – Hammond/Slidell STD/HIV Update

## GONORRHEA—REGION 9

- In 2018, **904** people were diagnosed with gonorrhea for a rate of **153.7** per 100,000.
- In 2019, **1,023** people were diagnosed with gonorrhea for a rate of **172.7** per 100,000.
- In 2020, **1,207** people were diagnosed with gonorrhea for a rate of **203.8** per 100,000, an **18%** rate increase from 2019.
- In 2020, Region 9 had the **6th** highest number of gonorrhea diagnoses and the **8th highest** diagnosis rate in Louisiana.



## GONORRHEA BY GENDER

- In 2018, **55%** of gonorrhea diagnoses were among females. This proportion decreased to **54%** in 2019 and to **53%** in 2020. In 2020, **47%** of gonorrhea diagnoses in Region 9 were among males.

## GONORRHEA BY RACE/ETHNICITY

Black people account for majority of the gonorrhea diagnoses each year in Region 9. Only **17%** of Region 9 is Black.

- In 2018, **65%** of gonorrhea diagnoses were among Black people, decreasing to **63%** in 2019, and **59%** in 2020.
- In 2018, **34%** of gonorrhea diagnoses were among White people, increasing to **35%** in 2019, and **37%** in 2020.
- In 2018, **1%** of gonorrhea diagnoses were among Hispanic/Latinx people, and **2%** in 2019 and 2020.

## GONORRHEA BY AGE AT DIAGNOSIS

More than half of gonorrhea diagnoses in Region 9 are in people under the age of 25.

- The proportion of diagnoses among people under 25 was **55%** in 2018, **57%** in 2019, and **58%** in 2020.
- The proportion of diagnoses among people 25-34 years was **33%** in 2018, **29%** in 2019, and **26%** in 2020.
- The proportion of diagnoses among people 35 and older was **12%** in 2018, increasing to **14%** in 2019, and **15%** in 2020.

## GONORRHEA BY PARISH

- From 2018 to 2020, the greatest proportion of gonorrhea diagnoses were in Tangipahoa Parish. From 2018 to 2020, gonorrhea diagnoses increased in all parishes except Livingston.

Gonorrhea Diagnoses by Parish, Region 9, 2018 to 2020									
	2018			2019			2020		
	Diagnoses	Percent	Rate*	Diagnoses	Percent	Rate*	Diagnoses	Percent	Rate*
<b>Region 9</b>	<b>904</b>	<b>100%</b>	<b>154</b>	<b>1,023</b>	<b>100%</b>	<b>173</b>	<b>1,207</b>	<b>100%</b>	<b>204</b>
Livingston	136	15%	97	136	13%	97	228	19%	162
St. Helena	19	2%	185	30	3%	296	69	6%	681
St. Tammany	254	28%	98	289	28%	111	344	28%	132
Tangipahoa	399	44%	298	433	42%	321	444	37%	329
Washington	96	11%	206	135	13%	292	122	10%	264

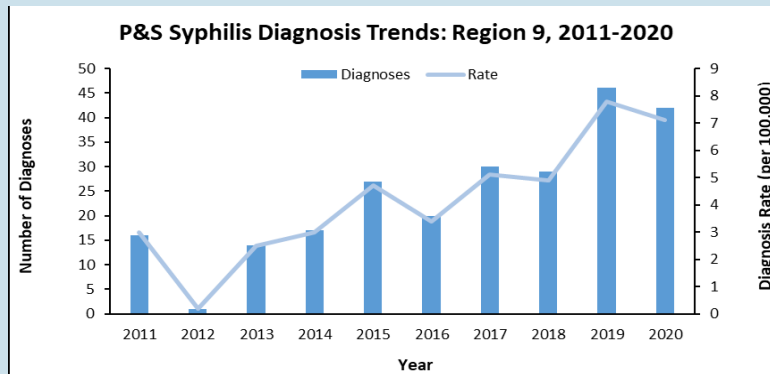
\*Rate is per 100,000. Rates derived from numerators less than 20 may be unreliable



# Region 9 – Hammond/Slidell STD/HIV Update

## PRIMARY & SECONDARY SYPHILIS—REGION 9

- In 2018, **29** people were diagnosed with P&S syphilis for a rate of **4.9** per 100,000.
- In 2019, **46** people were diagnosed with P&S syphilis for a rate of **7.8** per 100,000.
- In 2020, **42** people were diagnosed with P&S syphilis for a rate of **7.1** per 100,000, a **9%** rate decrease from 2019.
- In 2020, Region 9 had the **7th** highest number of P&S syphilis diagnoses and the **8th** highest diagnosis rate in Louisiana.



## PRIMARY & SECONDARY SYPHILIS BY GENDER

- The proportion of diagnoses of P&S syphilis diagnoses among males was **76%** in 2018, **80%** in 2019 and **81%** in 2020. In 2020, **17%** of P&S syphilis diagnoses in Region 9 were among females, and **2%** were among transgender women.

## PRIMARY & SECONDARY SYPHILIS BY RACE/ETHNICITY

Black people make up 17% of the population in Region 9 but over 40% of P&S syphilis diagnoses.

- In 2018, **41%** of P&S syphilis diagnoses were among Black people, increasing to **48%** in 2019 and 2020.
- The proportion of P&S syphilis diagnoses among White people was **55%** 2018, **50%** in 2019, and **45%** in 2020.
- In 2018, there were **zero** diagnoses of P&S syphilis among Hispanic/Latinx people, and 1 case in 2019. In 2020, **7%** of P&S syphilis diagnoses were among Hispanic/Latinx people.

## PRIMARY & SECONDARY SYPHILIS BY AGE AT DIAGNOSIS

People under the age of 25 account for the greatest proportion of new diagnoses in Region 9.

- The proportion of diagnoses among people under 25 was **38%** in 2018, **41%** in 2019, and **43%** in 2020.
- The proportion of diagnoses among people 25-34 years was **21%** in 2018, **20%** in 2019, and **36%** in 2020.
- The proportion of diagnoses among people 35 and older was **41%** in 2018, **39%** in 2019, and **21%** in 2020.

## PRIMARY & SECONDARY SYPHILIS BY PARISH

- The greatest proportion of new P&S syphilis diagnoses were in St. Tammany Parish in 2018, and Tangipahoa Parish in 2019 and 2020. P&S syphilis diagnoses in Livingston Parish have quadrupled from 2018 to 2020, and have almost tripled in Tangipahoa Parish in the same time period.

### P&S Syphilis Diagnoses by Parish, Region 9, 2018 to 2020

	2018			2019			2020		
	Diagnoses	Percent	Rate*	Diagnoses	Percent	Rate*	Diagnoses	Percent	Rate*
<b>Region 9</b>	<b>29</b>	<b>100%</b>	<b>5</b>	<b>46</b>	<b>100%</b>	<b>8</b>	<b>42</b>	<b>100%</b>	<b>7</b>
<b>Livingston</b>	2	7%	n/a	6	13%	4	8	19%	6
<b>St. Helena</b>	0	0%	0	1	2%	n/a	0	0%	0
<b>St. Tammany</b>	15	52%	6	16	35%	6	13	31%	5
<b>Tangipahoa</b>	6	21%	5	21	46%	16	17	40%	13
<b>Washington</b>	6	21%	13	2	4%	n/a	4	10%	n/a

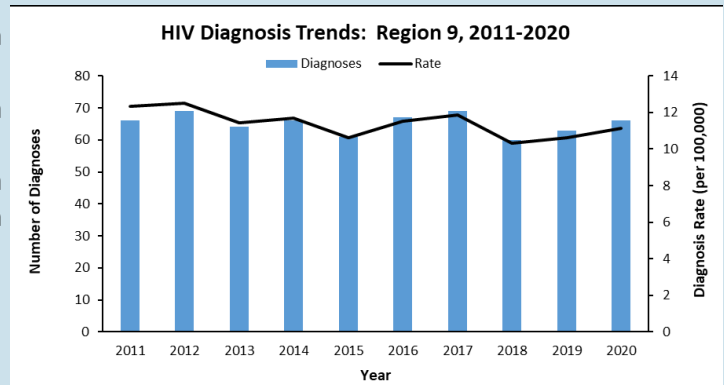
\*Rate is per 100,000. Rates derived from numerators less than 20 may be unreliable and are not available (n/a) for numerators less than 5.



# Region 9 – Hammond/Slidell STD/HIV Update

## NEW HIV DIAGNOSES—REGION 9

- In 2018, **60** people were diagnosed with HIV for a rate of **10.3** per 100,000.
- In 2019, **63** people were diagnosed with HIV for a rate of **10.6** per 100,000.
- In 2020, **66** people were diagnosed with HIV for a rate of **11.1** per 100,000, a 5% rate increase from 2019.
- In 2020, Region 9 had the **5th** highest number of new HIV diagnoses and the **7th** highest HIV diagnosis rate in Louisiana.



## NEW HIV DIAGNOSES BY GENDER

- In 2018, **72%** of new HIV diagnoses were among males. This proportion increased to **73%** in 2019 and **82%** in 2020. In 2020, **15%** of all new diagnoses in Region 9 were among females and **3%** were among transgender people.

## NEW HIV DIAGNOSES BY RACE/ETHNICITY

Black people account for over half of the new HIV diagnoses each year in Region 9. Only 17% of Region 9 is Black.

- In 2018, **60%** of new HIV diagnoses were among Black people, **59%** in 2019, and **52%** in 2020.
- In 2018, **35%** of new HIV diagnoses were among White people, **32%** in 2019, and **38%** in 2020.
- In 2018, **3%** of new HIV diagnoses were among Hispanic/Latinx people, **6%** in 2019, and **9%** in 2020.

## NEW HIV DIAGNOSES BY AGE AT DIAGNOSIS

In 2020, the greatest proportion of new diagnoses were among people aged 25-34.

- The proportion of diagnoses among people under age 25 was **15%** in 2018, **17%** in 2019, and **18%** in 2020.
- The proportion of diagnoses among people 25-34 years was **27%** in 2018, **38%** in 2019, and **30%** in 2020.
- The proportion of diagnoses among people 35-44 years was **27%** in 2018, **17%** in 2019, and **24%** in 2020.
- The proportion of diagnoses among people 45 and older was **32%** in 2018, **27%** in 2019, and **27%** in 2020.

## NEW HIV DIAGNOSES BY PARISH

- In 2020, Tangipahoa Parish had the greatest proportion of new HIV diagnoses and Washington Parish had the highest rate of new HIV diagnoses.

New HIV Diagnoses by Parish, Region 9, 2018 to 2020									
	2018			2019			2020		
	Diagnoses	Percent	Rate*	Diagnoses	Percent	Rate*	Diagnoses	Percent	Rate*
<b>Region 9</b>	<b>60</b>	<b>100%</b>	<b>10</b>	<b>63</b>	<b>100%</b>	<b>11</b>	<b>66</b>	<b>100%</b>	<b>11</b>
Livingston	10	17%	7	15	24%	11	10	15%	7
St. Helena	1	2%	n/a	2	3%	n/a	0	0%	0
St. Tammany	16	27%	6	14	22%	5	19	29%	7
Tangipahoa	23	38%	17	28	44%	21	26	39%	19
Washington	10	17%	21	4	6%	n/a	11	17%	24

\*\*In 2019, Louisiana ranked 5th in the nation for Congenital Syphilis rates, 3rd for Chlamydia rates, 9th for Primary and Secondary Syphilis rates, and 5th for Gonorrhea rates. In 2019, Louisiana ranked 4th for HIV rates in the US.