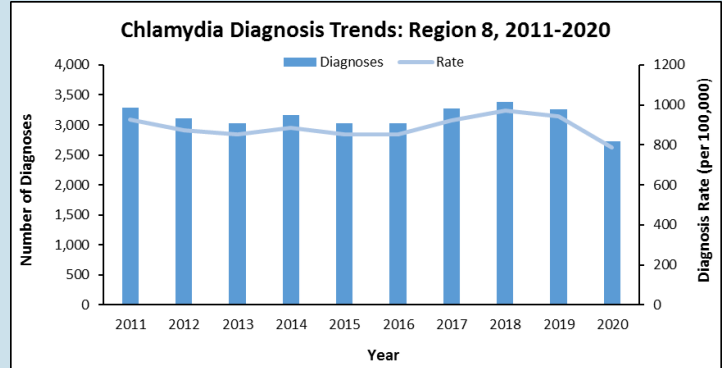


Region 8 – Monroe STD/HIV Update

CHLAMYDIA REGION 8

- In 2018, **3,387** people were diagnosed with chlamydia for a rate of **969.8** per 100,000.
- In 2019, **3,253** people were diagnosed with chlamydia for a rate of **940.8** per 100,000.
- In 2020, **2,724** people were diagnosed with chlamydia for a rate of **787.8** per 100,000, a **16%** rate decrease from 2019.
- In 2020, Region 8 had the **6th** highest number of chlamydia diagnoses and the **3rd** highest diagnosis rate.



CHLAMYDIA BY GENDER

- In 2018, **71%** of chlamydia diagnoses were among females. This proportion decreased to **68%** in 2019, and to **67%** in 2020. In 2020, **33%** of chlamydia diagnoses in Region 8 were among males.

CHLAMYDIA BY RACE/ETHNICITY

Black people account for at least 75% of chlamydia diagnoses each year in Region 8. Only 37% of Region 8 is Black.

- The proportion of chlamydia diagnoses among Black people was **82%** in 2018, **84%** in 2019, and **77%** in 2020.
- The proportion of chlamydia diagnoses among White people was **17%** in 2018, **14%** in 2019, and **18%** in 2020.
- From 2018 to 2020, **2%** of chlamydia diagnoses were among Hispanic/Latinx people.

CHLAMYDIA BY AGE AT DIAGNOSIS

The majority of Region 8 chlamydia diagnoses are in people under the age of 25.

- The proportion of diagnoses among people under 25 was **76%** in 2018, **74%** in 2019, and **76%** in 2020.
- The proportion of diagnoses among people 25-34 years was **20%** in 2018, **21%** in 2019, and **19%** in 2020.
- The proportion of diagnoses among people 35 and older was **5%** in 2018, **4%** in 2019, and **5%** in 2020.

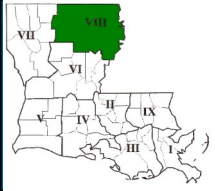
CHLAMYDIA BY PARISH

- From 2018 to 2020, the greatest proportion of chlamydia diagnoses was in Ouachita Parish. From 2018 to 2019, Madison Parish had the highest rate of chlamydia diagnoses in the region. In 2020, Morehouse Parish had the highest chlamydia diagnosis rate in the region.

New Chlamydia Diagnoses by Parish, Region 8, 2018 to 2020

Parish	2018			2019			2020		
	Diagnoses	Percent	Rate*	Diagnoses	Percent	Rate*	Diagnoses	Percent	Rate*
Parish	3,387	100%	970	3,253	100%	941	2,724	100%	788
Caldwell	36	1%	361	42	1%	423	21	<1%	212
East Carroll	96	3%	1,364	95	3%	1,385	62	2%	904
Franklin	148	4%	734	171	5%	854	164	6%	819
Jackson	109	3%	685	84	3%	534	69	3%	438
Lincoln	625	18%	1,324	526	16%	1,125	405	15%	866
Madison	156	5%	1,398	157	5%	1,434	108	4%	986
Morehouse	299	9%	1,177	333	10%	1,339	276	10%	1,110
Ouachita	1,558	46%	1,009	1,451	45%	947	1,225	45%	799
Richland	171	5%	847	166	5%	825	169	6%	840
Tensas	23	1%	515	17	1%	392	23	<1%	531
Union	139	4%	622	155	5%	701	163	6%	737
West Carroll	27	1%	246	56	2%	517	39	<1%	360

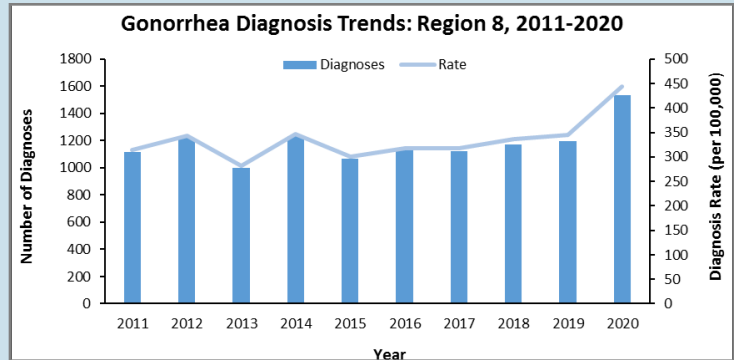
*Rate is per 100,000. Rates derived from numerators less than 20 may be unreliable.



Region 8 – Monroe STD/HIV Update

GONORRHEA—REGION 8

- In 2018, **1,174** people were diagnosed with gonorrhea for a rate of **336.1** per 100,000.
- In 2019, **1,193** people were diagnosed with gonorrhea for a rate of **345.0** per 100,000.
- In 2020, **1,537** people were diagnosed with gonorrhea for a rate of **444.5** per 100,000, a **29%** rate increase from 2019.
- In 2020, Region 8 had the **5th** highest number of gonorrhea diagnoses and the **highest** gonorrhea diagnosis rate in Louisiana.



GONORRHEA BY GENDER

- In 2018, **53%** of gonorrhea diagnoses were among females. This proportion decreased to **52%** in 2019 and 2020. In 2020, **48%** of gonorrhea diagnoses in Region 8 were among males.

GONORRHEA BY RACE/ETHNICITY

- Black people account for the majority of gonorrhea diagnoses each year in Region 8. Only 37% of Region 8 is Black.
- In 2018, **87%** of gonorrhea diagnoses were among Black people, **84%** in 2019, and **81%** in 2020.
 - In 2018, **12%** of gonorrhea diagnoses were among White people, **14%** in 2019, and **15%** in 2020.
 - In 2018 and 2019, **1%** of gonorrhea diagnoses were among Hispanic/Latinx people, increasing to **2%** in 2020.

GONORRHEA BY AGE AT DIAGNOSIS

The majority of gonorrhea diagnoses in Region 8 are in people under the age of 25.

- The proportion of diagnoses among people under 25 was **67%** in 2018, **63%** in 2019, and **64%** in 2020.
- The proportion of diagnoses among people 25-34 years was **25%** in 2018, **26%** in 2019, and **25%** in 2020.
- The proportion of diagnoses among people 35 and older was **9%** in 2018, **11%** in 2019, and **12%** in 2020.

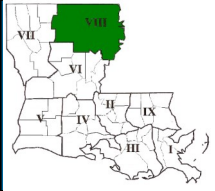
GONORRHEA BY PARISH

- From 2018 to 2020, the greatest proportion of gonorrhea diagnoses was in Ouachita Parish. In 2018 and 2019, Lincoln Parish had the highest gonorrhea diagnosis rate. In 2020, Morehouse Parish had the highest gonorrhea diagnosis rate in Region 8.

New Gonorrhea Diagnoses by Parish, Region 8, 2018 to 2020

	2018			2019			2020		
	Diagnoses	Percent	Rate*	Diagnoses	Percent	Rate*	Diagnoses	Percent	Rate*
Parish	1,174	100%	336	1,193	100%	345	1,537	100%	444
Caldwell	11	1%	110	20	2%	202	22	1%	222
East Carroll	23	2%	327	16	1%	233	33	2%	481
Franklin	39	3%	193	39	3%	195	83	5%	415
Jackson	22	2%	139	26	2%	165	31	2%	197
Lincoln	224	19%	475	201	17%	430	230	15%	492
Madison	38	3%	340	44	4%	402	72	5%	657
Morehouse	105	9%	413	106	9%	426	193	13%	776
Ouachita	594	51%	385	598	50%	390	703	46%	459
Richland	52	4%	258	61	5%	303	80	5%	398
Tensas	4	<1%	n/a	4	0%	n/a	7	<1%	162
Union	54	5%	242	64	5%	289	60	4%	271
West Carroll	8	1%	73	14	1%	129	23	2%	212

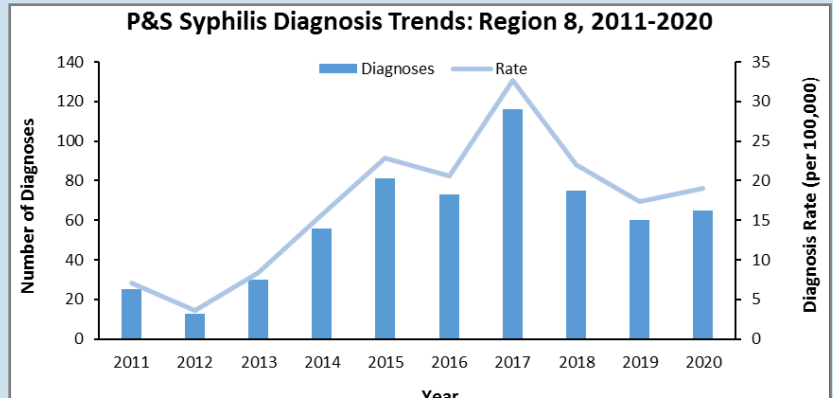
*Rate is per 100,000. Rates derived from numerators less than 20 may be unreliable and are not available (n/a) for numerators less than 5.



Region 8 – Monroe STD/HIV Update

PRIMARY & SECONDARY SYPHILIS—REGION 8

- In 2018, **75** people were diagnosed with P&S syphilis for a rate of **21.5** per 100,000.
- In 2019, **60** people were diagnosed with P&S syphilis for a rate of **17.4** per 100,000.
- In 2020, **65** people were diagnosed with P&S syphilis for a rate of **18.8** per 100,000, a **8%** rate increase from 2019.
- In 2020, Region 8 had the **5th** highest number of P&S syphilis diagnoses and the **3rd** highest diagnosis rate in Louisiana.



PRIMARY & SECONDARY SYPHILIS BY GENDER

- In 2018, **59%** of P&S syphilis diagnoses were among males. This proportion increased to **75%** in 2019, and **78%** in 2020. In 2020, **22%** of P&S syphilis diagnoses in Region 8 were among females.

PRIMARY & SECONDARY SYPHILIS BY RACE/ETHNICITY

Black people account for the majority of P&S syphilis diagnoses each year. Only 37% of Region 8 is Black.

- In 2018, **93%** of P&S syphilis diagnoses were among Black people, **77%** in 2019, and **86%** in 2020.
- In 2018, **7%** of P&S syphilis diagnoses were among White people, **17%** in 2019, and **14%** in 2020.
- In 2018, **0%** of P&S syphilis diagnoses were among Hispanic/Latinx people, **5%** in 2019, **0%** in 2020.

PRIMARY & SECONDARY SYPHILIS BY AGE AT DIAGNOSIS

Nearly 50% of new P&S syphilis diagnoses are in people under 25 years old.

- The proportion of diagnoses among people under 25 was **47%** in 2018, **40%** in 2019, and **46%** in 2020.
- The proportion of diagnoses among people 25-34 years was **36%** in 2018, **35%** in 2019, and **28%** in 2020.
- The proportion of diagnoses among people 35 and older was **17%** in 2018, **29%** in 2019, and **26%** in 2020.

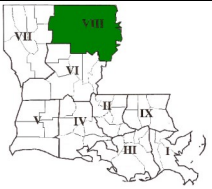
PRIMARY & SECONDARY SYPHILIS BY PARISH

- From 2018 to 2020, the greatest proportion of new P&S syphilis diagnoses was in Ouachita Parish.

New Primary & Secondary Syphilis Diagnoses by Parish, Region 8, 2018 to 2020

Parish	2018			2019			2020		
	Diagnoses	Percent	Rate*	Diagnoses	Percent	Rate*	Diagnoses	Percent	Rate*
Parish	75	100%	21.5	60	100%	17.4	65	100%	18.8
Caldwell	0	0%	0	2	3%	n/a	2	3%	n/a
East Carroll	1	1%	n/a	0	0%	0	0	0%	0
Franklin	1	1%	n/a	1	2%	n/a	0	0%	0
Jackson	5	7%	31	3	5%	n/a	4	6%	n/a
Lincoln	15	20%	32	16	27%	34	12	18%	26
Madison	1	1%	n/a	4	7%	n/a	3	5%	n/a
Morehouse	8	11%	32	5	8%	20	5	8%	20
Ouachita	36	48%	23	23	38%	15	37	57%	24
Richland	2	3%	n/a	3	5%	n/a	1	2%	n/a
Tensas	0	0%	0	1	2%	n/a	0	0%	0
Union	5	7%	22	1	2%	n/a	1	2%	n/a
West Carroll	1	1%	n/a	1	2%	n/a	0	0%	0

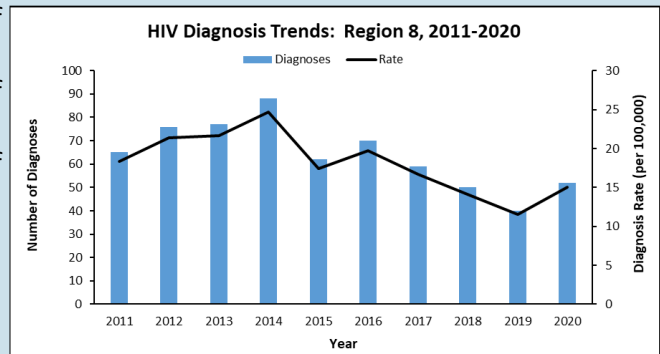
*Rate is per 100,000. Rates derived from numerators less than 20 may be unreliable and are not available (n/a) for numerators less than 5.



Region 8 – Monroe STD/HIV Update

NEW HIV DIAGNOSES—REGION 8

- In 2018, **50** people were diagnosed with HIV for a rate of **14.1** per 100,000.
- In 2019, **40** people were diagnosed with HIV for a rate of **11.6** per 100,000.
- In 2020, **52** people were diagnosed with HIV for a rate of **15.0** per 100,000, a 29% rate increase from 2019.
- In 2020, Region 8 had the **6th** highest number of new HIV diagnoses and the **3rd** highest HIV diagnosis rate in Louisiana.



NEW HIV DIAGNOSES BY GENDER

- In 2018, **78%** of new HIV diagnoses were among males. This proportion decreased to **75%** in 2019 and **65%** in 2020. In 2020, **35%** of all new HIV diagnoses in Region 8 were among females.

NEW HIV DIAGNOSES BY RACE/ETHNICITY

Black people account for the majority of new HIV diagnoses each year in Region 8. Only 37% of Region 8 is Black.

- In 2018, **78%** of new HIV diagnoses were among Black people, **68%** in 2019, and **67%** in 2020.
- In 2018, **16%** of new HIV diagnoses were among White people, **18%** in 2019, and **19%** in 2020.
- In 2018, **2%** of new HIV diagnoses were among Hispanic/Latinx people, **10%** in 2019 and 2020.

NEW HIV DIAGNOSES BY AGE AT DIAGNOSIS

In 2020, the majority of new HIV diagnoses in Region 8 were among people 35 and older.

- The proportion of diagnoses among people under age 25 was **40%** in 2018, **18%** in 2019, and **21%** in 2020.
- The proportion of diagnoses among people 25-34 years was **26%** in 2018, **48%** in 2019, and **29%** in 2020.
- The proportion of diagnoses among people 35 and older was **34%** in 2018, **35%** in 2019, and **50%** in 2020.

NEW HIV DIAGNOSES BY PARISH

- In 2020, Ouachita Parish had the highest proportion of new cases and the highest rate.

New HIV Diagnoses by Parish, Region 8, 2018 to 2020

Parish	2018			2019			2020		
	Diagnoses	Percent	Rate*	Diagnoses	Percent	Rate*	Diagnoses	Percent	Rate*
Parish	50	100%	14	40	100%	12	52	100%	15
Caldwell	2	4%	n/a	1	3%	n/a	0	0%	0
East Carroll	1	2%	n/a	0	0%	0	0	0%	0
Franklin	4	8%	n/a	2	5%	n/a	1	2%	n/a
Jackson	1	2%	n/a	6	15%	38	4	8%	n/a
Lincoln	10	20%	21	4	10%	n/a	5	10%	11
Madison	1	2%	n/a	3	8%	n/a	1	2%	n/a
Morehouse	1	2%	n/a	2	5%	n/a	2	4%	n/a
Ouachita	23	46%	15	18	45%	12	37	71%	24
Richland	3	6%	n/a	2	5%	n/a	1	2%	n/a
Tensas	1	2%	n/a	1	3%	n/a	0	0%	0
Union	3	6%	n/a	1	3%	n/a	0	0%	0
West Carroll	0	0%	0	0	0%	0	1	2%	n/a

**In 2019, Louisiana ranked 5th in the nation for Congenital Syphilis rates, 3rd for Chlamydia rates, 9th for Primary and Secondary Syphilis rates, and 5th for Gonorrhea rates. In 2019, Louisiana ranked 4th for HIV rates in the US.

*Rate is per 100,000. Rates from numerators less than 20 may not be reliable, and are unavailable for parishes with less than 5 diagnoses. **2020 Rankings are not available