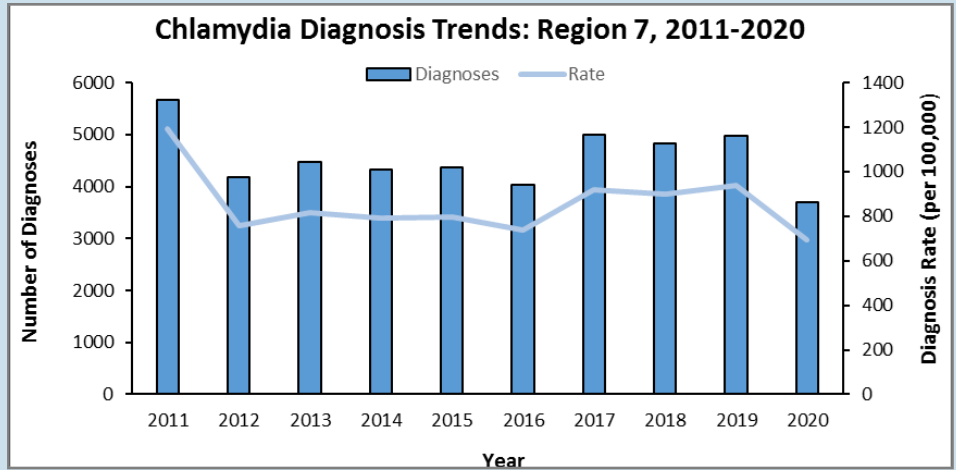


Region 7 – Shreveport STD/HIV Update

CHLAMYDIA—REGION 7

- In 2018, **4,822** people were diagnosed with chlamydia for a rate of **898.4** per 100,000.
- In 2019, **4,981** people were diagnosed with chlamydia for a rate of **935.5** per 100,000.
- In 2020, **3,688** people were diagnosed with chlamydia for a rate of **692.7** per 100,000, a 26% rate decrease from 2019.
- In 2020, Region 7 had the **4th** highest number of chlamydia diagnoses and the **5th** highest diagnosis rate in LA.



CHLAMYDIA BY GENDER

- In 2018, **72%** of chlamydia diagnoses were among females. This proportion decreased to **70%** in 2019, and **69%** in 2020. In 2020, **31%** of chlamydia diagnoses in Region 7 were among males.

CHLAMYDIA BY RACE/ETHNICITY

Black people make up only 39% of Region 7 but the majority of new chlamydia diagnoses.

- In 2018, **78%** of chlamydia diagnoses were among Black people, **81%** in 2019, and **73%** in 2020.
- In 2018, **20%** of chlamydia diagnoses were among White people, **17%** in 2019 and **21%** in 2020.
- From 2018 to 2019, **2%** of chlamydia diagnoses were among Hispanic/Latinx people, increasing to **3%** in 2020.

CHLAMYDIA BY AGE AT DIAGNOSIS

The majority of Region 7 chlamydia diagnoses are in people under the age of 25.

- The proportion of chlamydia diagnoses among people under 25 was **70%** in 2018 and 2019, and **71%** in 2020.
- The proportion of diagnoses among people 25-34 years was **24%** in 2018 and 2019, and **22%** in 2020.
- From 2018 to 2019, the proportion of diagnoses among people 35 and older was **6%**, increasing to **7%** in 2020.

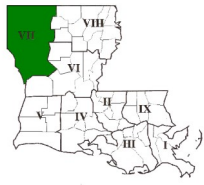
CHLAMYDIA BY PARISH

- From 2018 to 2020, the greatest proportions of chlamydia diagnoses were in Caddo Parish. Caddo Parish had the highest diagnosis rate in 2018, and Natchitoches Parish had the highest diagnosis rate in 2019 and 2020.

Chlamydia Diagnoses by Parish, Region 7, 2018 to 2020

	2018			2019			2020		
	Diagnoses	Percent	Rate*	Diagnoses	Percent	Rate*	Diagnoses	Percent	Rate*
Region 7	4,822	100%	898	4,981	100%	936	3,688	100%	693
Bienville	134	3%	1,007	138	3%	1,042	87	2%	657
Bossier	867	18%	682	809	16%	637	646	18%	509
Caddo	2,572	53%	1,059	2,739	55%	1,140	1,818	49%	757
Claiborne	128	3%	803	129	3%	823	94	3%	600
De Soto	233	5%	849	242	5%	881	193	5%	703
Natchitoches	345	7%	892	436	9%	1,143	421	11%	1,103
Red River	80	2%	944	84	2%	995	60	2%	711
Sabine	115	2%	479	96	2%	402	109	3%	456
Webster	348	7%	897	308	6%	803	260	7%	678

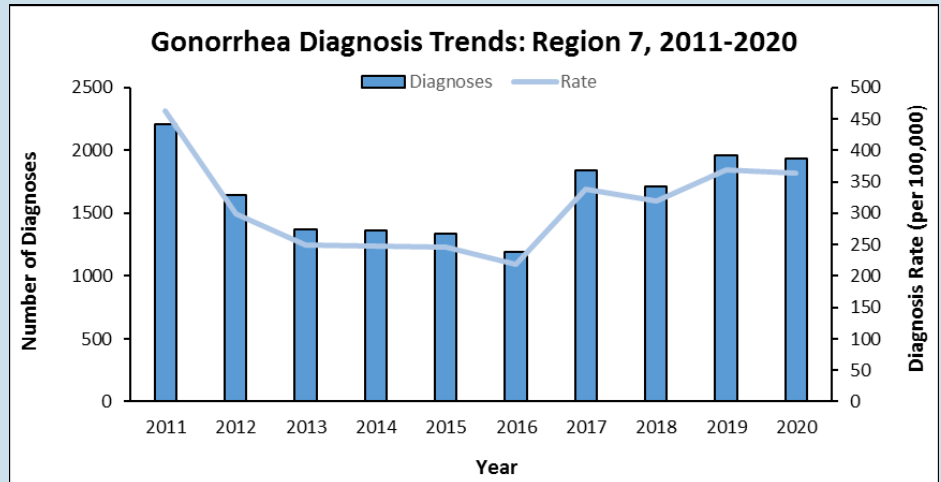
*Rate is per 100,000



Region 7 – Shreveport STD/HIV Update

GONORRHEA—REGION 7

- In 2018, **1,716** people were diagnosed with gonorrhea for a rate of **319.7** per 100,000.
- In 2019, **1,962** people were diagnosed with gonorrhea for a rate of **368.5** per 100,000.
- In 2020, **1,936** people were diagnosed with gonorrhea for a rate of **363.6** per 100,000, a 1% rate decrease from 2019.
- In 2020, Region 7 had the **3rd** highest number of gonorrhea diagnoses and the **5th** highest diagnosis rate in Louisiana.



GONORRHEA BY GENDER

- In 2018, **58%** of diagnoses were among females. This proportion decreased to **53%** in 2019 and **51%** in 2020. In 2020, **49%** of gonorrhea diagnoses in Region 7 were among males.

GONORRHEA BY RACE/ETHNICITY

Black people make up only 39% of Region 7 but the majority of new gonorrhea diagnoses.

- In 2018 and 2019, **84%** of gonorrhea diagnoses were among Black people, decreasing to **77%** in 2020.
- In 2018, **15%** of gonorrhea diagnoses were among White people, **14%** in 2019, and **19%** in 2020.
- From 2018 to 2020, **1%** of gonorrhea diagnoses were among Hispanic/Latinx people.

GONORRHEA BY AGE AT DIAGNOSIS

The majority of gonorrhea diagnoses in Region 7 are in people under the age of 25.

- The proportion of diagnoses among people under 25 was **61%** in 2018, **57%** in 2019, and **58%** in 2020.
- From 2018 to 2020, the proportion of diagnoses among people 25-34 years was **29%**.
- The proportion of diagnoses among people 35 and older was **10%** in 2018, **14%** in 2019 and **13%** in 2020.

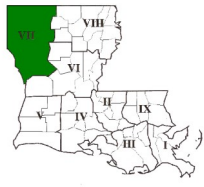
GONORRHEA BY PARISH

- From 2018 to 2020, the greatest proportion of diagnoses was in Caddo Parish. From 2018 to 2019, Caddo Parish had the highest gonorrhea rate, but Natchitoches had the highest rate in 2020.

Gonorrhea Diagnoses by Parish, Region 7, 2018 to 2020

	2018			2019			2020		
	Diagnoses	Percent	Rate*	Diagnoses	Percent	Rate*	Diagnoses	Percent	Rate*
Region 7	1,716	100%	320	1,962	100%	369	1,936	100%	364
Bienville	38	2%	286	39	2%	295	52	3%	393
Bossier	269	16%	212	287	15%	226	328	17%	258
Caddo	1,052	61%	433	1,163	59%	484	1,019	52%	424
Claiborne	48	3%	301	53	3%	338	42	2%	268
De Soto	63	4%	230	86	4%	313	100	5%	364
Natchitoches	81	5%	210	184	9%	482	168	9%	440
Red River	11	1%	130	21	1%	249	33	2%	391
Sabine	20	1%	83	32	2%	134	63	3%	264
Webster	134	8%	345	97	5%	253	131	7%	342

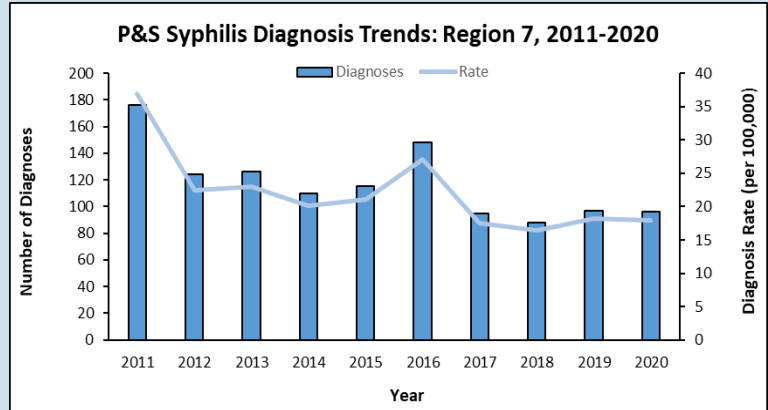
*Rate is per 100,000. Rates derived from numerators less than 20 may be unreliable.



Region 7 – Shreveport STD/HIV Update

PRIMARY & SECONDARY SYPHILIS—REGION 7

- In 2018, **88** people were diagnosed with P&S syphilis for a rate of **16.4** per 100,000.
- In 2019, **97** people were diagnosed with P&S syphilis for a rate of **18.2** per 100,000.
- In 2020, **96** people were diagnosed with P&S syphilis for a rate of **18.0** per 100,000, a 1% rate decrease from 2019.
- In 2020, Region 7 had the **4th** highest number of P&S syphilis diagnoses and the **4th** highest diagnosis rate in Louisiana.



PRIMARY & SECONDARY SYPHILIS BY GENDER

- In 2018, **65%** of P&S syphilis diagnoses were among males. This proportion increased to **71%** in 2019 and to **75%** in 2020. In 2020, **23%** of P&S syphilis diagnoses in Region 7 were among females, and **2%** of P&S syphilis diagnoses were among transgender women.

PRIMARY & SECONDARY SYPHILIS BY RACE/ETHNICITY

- Black people make up only 39% of Region 7 but the majority of new P&S syphilis diagnoses.
- In 2018, **79%** of P&S syphilis diagnoses were among Black people, decreasing to **78%** in 2019, and **67%** in 2020.
 - In 2018, **27%** of P&S syphilis diagnoses were among White people, increasing to **32%** in 2019 and 2020.
 - The proportion of P&S syphilis diagnoses was **1%** in 2018, **0%** in 2019 and **1%** in 2020.

PRIMARY & SECONDARY SYPHILIS BY AGE AT DIAGNOSIS

- The proportion of diagnoses among people under the age of 25 was **34%** in 2018, **35%** in 2019, and **40%** in 2020.
- The proportion of diagnoses among people 25-34 years was **43%** in 2018 and 2019, and **32%** in 2020.
- The proportion of diagnoses among people 35 and older was **23%** in 2018, **22%** in 2019, and **29%** in 2020.

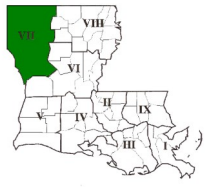
PRIMARY & SECONDARY SYPHILIS BY PARISH

- In Region 7, from 2018 to 2020, the greatest number of P&S syphilis diagnoses was in Caddo Parish. From 2018 to 2020, 69% of all P&S syphilis diagnoses were residents of Caddo Parish.

P&S Syphilis Diagnoses by Parish, Region 7, 2018 to 2020

	2018			2019			2020		
	Diagnoses	Percent	Rate*	Diagnoses	Percent	Rate*	Diagnoses	Percent	Rate*
Region 7	88	100%	16	97	100%	18	96	100%	18
Bienville	0	0%	0	0	0%	0	1	1%	n/a
Bossier	11	13%	9	17	18%	13	10	11%	8
Caddo	64	72%	26	62	64%	26	67	70%	28
Claiborne	0	0%	0	0	0%	0	0	0%	0
De Soto	1	1%	n/a	5	5%	18	9	9%	33
Natchitoches	4	5%	n/a	1	1%	n/a	5	5%	13
Red River	5	6%	59	0	0%	0	0	0%	0
Sabine	1	1%	n/a	2	2%	n/a	1	1%	n/a
Webster	2	2%	n/a	10	10%	26	3	3%	n/a

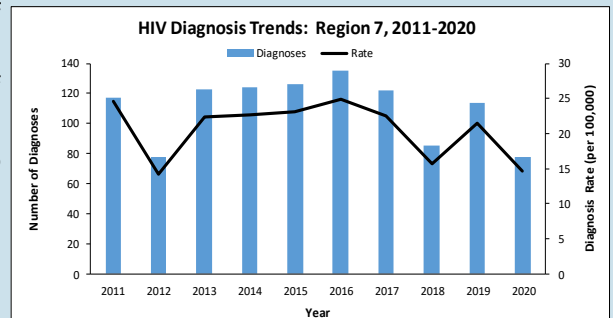
*Rate is per 100,000. Rates derived from numerators less than 20 may be unreliable and are not available (n/a) for numerators less than 5.



Region 7 – Shreveport STD/HIV Update

NEW HIV DIAGNOSES—REGION 7

- In 2018, **85** people were diagnosed with HIV for a rate of **15.6** per 100,000.
- In 2019, **114** people were diagnosed with HIV for a rate of **21.4** per 100,000.
- In 2020, **78** people were diagnosed with HIV for a rate of **14.6** per 100,000, a 32% rate decrease from 2019.
- In 2020, Region 7 had the **4th** highest number of new HIV diagnoses and the **5th** highest HIV diagnosis rate in Louisiana.



NEW HIV DIAGNOSES BY GENDER

- In 2018, **64%** of new HIV diagnoses were among males. This proportion increased to **71%** in 2019 and **73%** in 2020. In 2020, **23%** of all new HIV diagnoses in Region 7 were among females and **4%** were among transgender people.

NEW HIV DIAGNOSES BY RACE/ETHNICITY

Black people account for the majority of new HIV diagnoses each year in Region 7. Only 39% of Region 7 is Black.

- In 2018, **86%** of new HIV diagnoses were among Black people, **75%** in 2019, and **73%** in 2020.
- In 2018, **11%** of new HIV diagnoses were among White people, **18%** in 2019, and **24%** in 2020.
- In 2018 and 2019, **4%** of new HIV diagnoses were among Hispanic/Latinx people, and **3%** in 2020.

NEW HIV DIAGNOSES BY AGE AT DIAGNOSIS

From 2018-2020, the majority of new HIV diagnoses in Region 7 are among people 25-34 years old.

- The proportion of diagnoses among people under the age of 25 was **27%** in 2018; **24%** in 2019; **27%** in 2020.
- The proportion of diagnoses among people 25-34 years was **46%** in 2018; **39%** in 2019; **44%** in 2020.
- The proportion of diagnoses among people 35-44 years was **20%** in 2018; **18%** in 2019; **23%** in 2020.
- The proportion of diagnoses among people 45 and older was **7%** in 2018; **20%** in 2019; **6%** in 2020.

NEW HIV DIAGNOSES BY PARISH

- From 2018 to 2020, Caddo Parish had the greatest proportion of new HIV diagnoses. In 2020, the highest HIV diagnosis rate was in Bossier Parish.

New HIV Diagnoses by Parish, Region 7, 2018 to 2020

	2018			2019			2020		
	Diagnoses	Percent	Rate*	Diagnoses	Percent	Rate*	Diagnoses	Percent	Rate*
Region 7	85	100%	16	114	100%	21	78	100%	15
Bienville	0	0%	0	4	4%	n/a	0	0%	0
Bossier	16	19%	13	17	15%	13	25	32%	20
Caddo	51	60%	21	73	64%	30	42	54%	17
Claiborne	1	1%	n/a	2	2%	n/a	1	1%	n/a
De Soto	4	5%	n/a	5	4%	18	3	4%	n/a
Natchitoches	3	4%	n/a	9	8%	24	2	3%	n/a
Red River	1	1%	n/a	2	2%	n/a	1	1%	n/a
Sabine	4	5%	n/a	2	2%	n/a	1	1%	n/a
Webster	5	6%	13	0	0%	0	3	4%	n/a

**In 2019, Louisiana ranked 5th in the nation for Congenital Syphilis rates, 3rd for Chlamydia rates, 9th for Primary and Secondary Syphilis rates, and 5th for Gonorrhea rates. In 2019, Louisiana ranked 4th for HIV rates in the US.