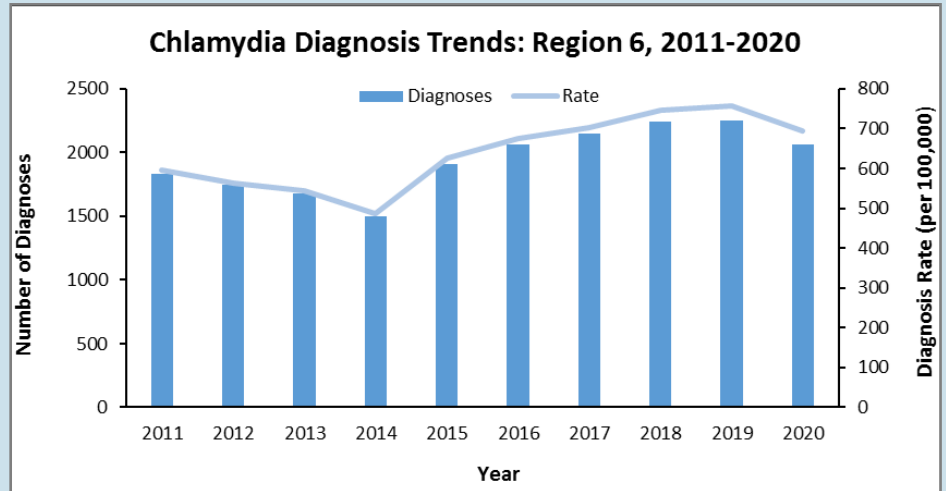




# Region 6 – Alexandria STD/HIV Update

## CHLAMYDIA—REGION 6

- In 2018, **2,240** people were diagnosed with chlamydia for a rate of **745.2** per 100,000.
- In 2019, **2,250** people were diagnosed with chlamydia for a rate of **757.2** per 100,000.
- In 2020, **2,064** people were diagnosed with chlamydia for a rate of **694.6** per 100,000, an 8% rate decrease from 2019.
- In 2020, Region 6 had the **8th** highest number of chlamydia diagnoses and the **4th** highest diagnosis rate in Louisiana.



## CHLAMYDIA BY GENDER

- In 2018, **70%** of chlamydia diagnoses were among females. This proportion decreased to **67%** in 2019 and **68%** in 2020. In 2020, **32%** of chlamydia diagnoses in Region 6 were among males.

## CHLAMYDIA BY RACE/ETHNICITY

Black people account for the majority of chlamydia diagnoses each year in Region 6. Only 27% of Region 6 is Black.

- In 2018, **64%** of chlamydia diagnoses were among Black people, **65%** in 2019, and **63%** in 2020.
- In 2018, **33%** of chlamydia diagnoses were among White people, decreasing to **32%** in 2019 and 2020.
- From 2018 to 2019, **3%** of chlamydia diagnoses were among Hispanic/Latinx people decreasing to **2%** in 2020.

## CHLAMYDIA BY AGE AT DIAGNOSIS

The majority of Region 6 chlamydia diagnoses are in people under the age of 25.

- The proportion of diagnoses among people under 25 was **73%** in 2018, **74%** in 2019, and **71%** in 2020.
- The proportion of diagnoses among people 25-34 years was **22%** in 2018, **20%** in 2019, and **23%** in 2020.
- The proportion of diagnoses among people 35 and older was **5%** in 2018, **6%** in 2019 and 2020.

## CHLAMYDIA BY PARISH

- From 2018 to 2020, the greatest proportion of chlamydia diagnoses was in Rapides Parish. In 2019 and 2020, Rapides Parish had the highest chlamydia diagnosis rate. From 2019 to 2020, chlamydia diagnoses decreased in all parishes except Grant and La Salle.

Chlamydia Diagnoses by Parish, Region 6, 2018 to 2020

	2018			2019			2020		
	Diagnoses	Percent	Rate*	Diagnoses	Percent	Rate*	Diagnoses	Percent	Rate*
<b>Region 6</b>	<b>2,240</b>	<b>100%</b>	<b>745</b>	<b>2,250</b>	<b>100%</b>	<b>757</b>	<b>2,064</b>	<b>100%</b>	<b>695</b>
<b>Avoyelles</b>	380	17%	939	313	14%	780	260	13%	648
<b>Catahoula</b>	63	3%	656	59	3%	621	49	2%	516
<b>Concordia</b>	134	6%	685	141	6%	732	115	6%	597
<b>Grant</b>	129	6%	574	109	5%	487	112	5%	500
<b>La Salle</b>	61	3%	409	49	2%	329	51	2%	343
<b>Rapides</b>	1,061	47%	813	1,136	50%	876	1,120	54%	864
<b>Vernon</b>	307	14%	628	322	14%	679	244	12%	515
<b>Winn</b>	105	5%	743	121	5%	870	113	6%	813

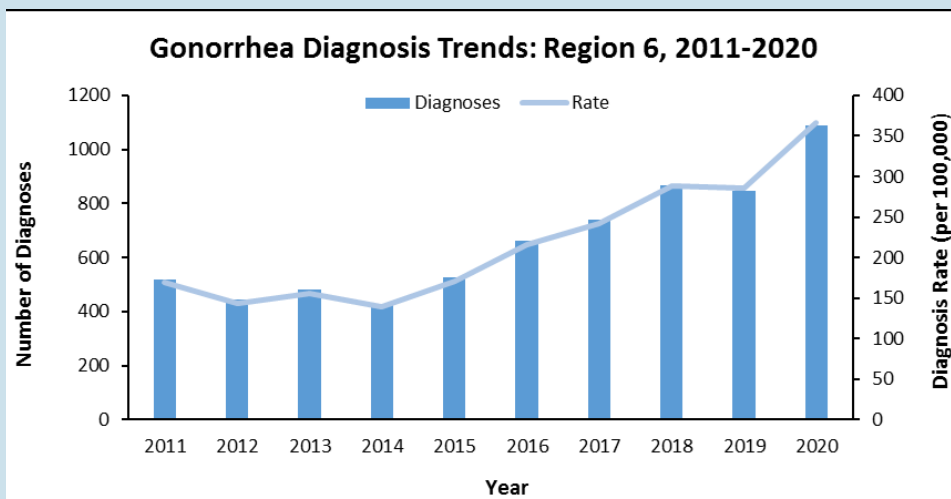
\*Rate is per 100,000



# Region 6 – Alexandria STD/HIV Update

## GONORRHEA—REGION 6

- In 2018, **865** people were diagnosed with gonorrhea for a rate of **287.8** per 100,000.
- In 2019, **846** people were diagnosed with gonorrhea for a rate of **284.7** per 100,000.
- In 2020, **1,088** people were diagnosed with gonorrhea for a rate of **366.1** per 100,000, a 29% rate increase from 2019.
- In 2020, Region 6 had the **8th** highest number of gonorrhea diagnoses and the **4th** highest diagnosis rate in Louisiana.



## GONORRHEA BY GENDER

- In 2018, **50%** of gonorrhea diagnoses were among females. This proportion decreased to **49%** in 2019 and 2020. In 2020, **51%** of gonorrhea diagnoses in Region 6 were among males.

## GONORRHEA BY RACE/ETHNICITY

- Black people account for the majority of gonorrhea diagnoses each year in Region 6. Only 27% of Region 6 is Black.
- In 2018, **64%** of gonorrhea diagnoses were among Black people, increasing to **65%** in 2019, and **70%** in 2020.
- In 2018 and 2019, **34%** of gonorrhea diagnoses were among White people, decreasing to **27%** in 2020.
- From 2018 to 2020, **1%** of gonorrhea diagnoses were among Hispanic/Latinx people.

## GONORRHEA BY AGE AT DIAGNOSIS

The majority of gonorrhea diagnoses in Region 6 are in people under the age of 25.

- The proportion of diagnoses among people under 25 was **60%** in 2018, **53%** in 2019, and **59%** in 2020.
- The proportion of diagnoses among people 25-34 years was **28%** in 2018, **33%** in 2019, and **27%** in 2020.
- The proportion of diagnoses among people 35 and older was **12%** in 2018, and **14%** in 2019 and 2020.

## GONORRHEA BY PARISH

- From 2018 to 2020, the greatest proportion of gonorrhea diagnoses and the greatest rate was in Rapides Parish. From 2019 to 2020, the number of gonorrhea diagnoses increased by 44% in Rapides Parish.

Gonorrhea Diagnoses by Parish, Region 6, 2018 to 2020									
	2018			2019			2020		
	Diagnoses	Percent	Rate*	Diagnoses	Percent	Rate*	Diagnoses	Percent	Rate*
<b>Region 6</b>	<b>865</b>	<b>100%</b>	<b>288</b>	<b>846</b>	<b>100%</b>	<b>285</b>	<b>1,088</b>	<b>100%</b>	<b>366</b>
Avoyelles	150	17%	371	144	17%	359	115	11%	286
Catahoula	12	1%	125	26	3%	274	32	3%	337
Concordia	33	4%	169	47	6%	244	76	7%	395
Grant	47	6%	209	46	5%	205	49	5%	219
La Salle	11	1%	74	7	1%	47	14	1%	94
Rapides	504	58%	386	470	56%	363	678	62%	523
Vernon	71	8%	145	64	8%	135	71	7%	150
Winn	37	4%	262	42	5%	302	53	5%	381

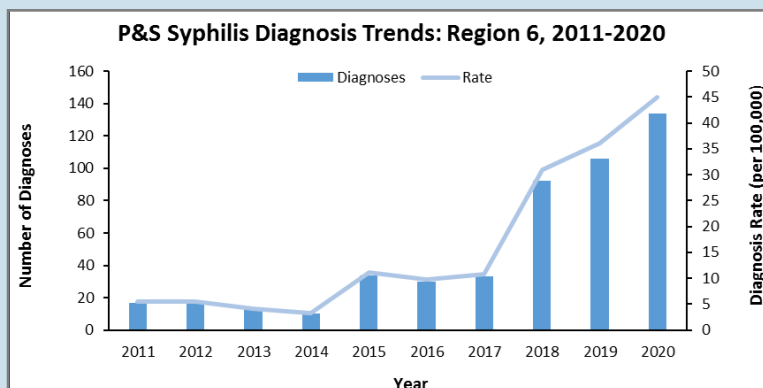
\*Rate is per 100,000. Rates derived from numerators less than 20 may be unreliable



# Region 6 – Alexandria STD/HIV Update

## PRIMARY & SECONDARY SYPHILIS—REGION 6

- In 2018, **92** people were diagnosed with P&S syphilis for a rate of **30.6** per 100,000.
- In 2019, **106** people were diagnosed with P&S syphilis for a rate of **35.7** per 100,000.
- In 2020, **134** people were diagnosed with P&S syphilis for a rate of **45** per 100,000, a 26% rate increase from 2019.
- In 2020, Region 6 had the **2rd** highest number of P&S syphilis diagnoses and the **highest** diagnosis rate in Louisiana.



## PRIMARY & SECONDARY SYPHILIS BY GENDER

- In 2018, **66%** of P&S syphilis diagnoses were among males. This proportion increased to **68%** in 2019 and decreased to **49%** in 2020. In 2020, **51%** of P&S syphilis diagnoses in Region 6 were among females.

## PRIMARY & SECONDARY SYPHILIS BY RACE/ETHNICITY

- In 2018, **54%** of P&S syphilis diagnoses were among Black people, **40%** in 2019, and **46%** in 2020.
- In 2018, **46%** of P&S syphilis diagnoses were among White people, **58%** in 2019, and **54%** in 2020.
- In 2018, there were **zero** P&S syphilis diagnoses were among Hispanic/Latinx people, **2** diagnoses in 2019, and **zero** in 2020.

## PRIMARY & SECONDARY SYPHILIS BY AGE AT DIAGNOSIS

In 2020, the greatest proportion of new P&S syphilis diagnoses were among people 25-34 years old.

- The proportion of diagnoses among people under the age of 25 was **20%** in 2018, **34%** in 2019, and **29%** in 2020.
- The proportion of diagnoses among people 25-34 years was **59%** in 2018, **28%** in 2019, and **43%** in 2020.
- The proportion of diagnoses among people 35 and older was **22%** in 2018, **38%** in 2019, and **28%** in 2020.

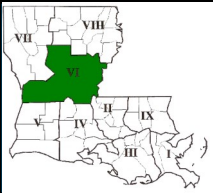
## PRIMARY & SECONDARY SYPHILIS BY PARISH

- From 2018 to 2020, Rapides Parish had the greatest proportion of P&S syphilis diagnoses and the highest diagnosis rate. From 2018 to 2020, the number of new diagnoses in Avoyelles Parish has almost tripled, and the number of diagnoses in Rapides Parish has increased 32%.

**P&S Syphilis Diagnoses by Parish, Region 6, 2018 to 2020**

	2018			2019			2020		
	Diagnoses	Percent	Rate*	Diagnoses	Percent	Rate*	Diagnoses	Percent	Rate*
<b>Region 6</b>	<b>92</b>	<b>100%</b>	<b>31</b>	<b>106</b>	<b>100%</b>	<b>36</b>	<b>134</b>	<b>100%</b>	<b>45</b>
Avoyelles	6	7%	15	4	4%	n/a	17	13%	4
Catahoula	1	1%	n/a	1	1%	n/a	1	1%	n/a
Concordia	1	1%	n/a	2	2%	n/a	5	4%	26
Grant	3	3%	n/a	6	6%	27	7	5%	31
La Salle	2	2%	n/a	3	3%	n/a	0	0%	0
Rapides	76	82%	58	87	82%	67	100	74%	77
Vernon	3	3%	n/a	3	3%	n/a	3	2%	n/a
Winn	0	0%	0	0	0%	0	1	1%	n/a

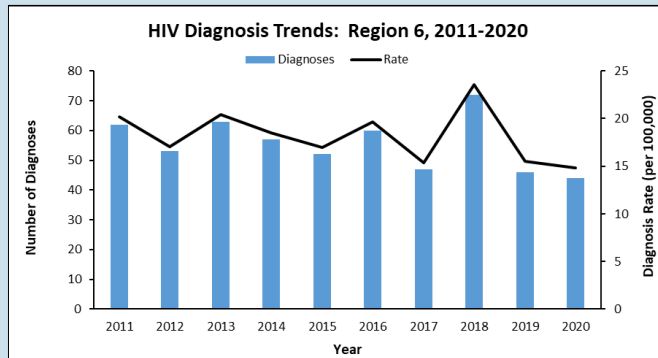
\*Rate is per 100,000. Rates derived from numerators less than 20 may be unreliable and are not available (n/a) for numerators less than 5.



# Region 6 – Alexandria STD/HIV Update

## NEW HIV DIAGNOSES—REGION 6

- In 2018, **72** people were diagnosed with HIV for a rate of **23.5** per 100,000.
- In 2019, **46** people were diagnosed with HIV for a rate of **15.5** per 100,000.
- In 2020, **44** people were diagnosed with HIV for a rate of **14.8** per 100,000, a 5% rate decrease from 2019.
- In 2020, Region 6 had the **7th** highest number of new HIV diagnoses and the **4th** highest HIV diagnosis rate in Louisiana.



## NEW HIV DIAGNOSES BY GENDER

- In 2018, **71%** of new HIV diagnoses were among males. This proportion increased to **76%** in 2018 and decreased to **75%** in 2020. In 2020, **23%** of all new HIV diagnoses in Region 6 were among females and **2%** were among transgender people.

## NEW HIV DIAGNOSES BY RACE/ETHNICITY

Black people account for the majority of new HIV diagnoses each year in Region 6. Only 27% of Region 6 is Black.

- In 2018, **54%** of new HIV diagnoses were among Black people, **61%** in 2019, and **57%** in 2020.
- In 2018, **36%** of new HIV diagnoses were among White people, **26%** in 2019, and **25%** in 2020.
- In 2018, **8%** of HIV diagnoses were among Hispanic/Latinx people, **13%** in 2019, and **16%** in 2020.

## NEW HIV DIAGNOSES BY AGE AT DIAGNOSIS

In 2020, the majority of new HIV diagnoses in Region 6 were among people 35 and older.

- The proportion of diagnoses among people under the age of 25 was **13%** in 2018; **15%** in 2019; **9%** in 2020.
- The proportion of diagnoses among people 25-34 years was **36%** in 2018; **30%** in 2019; **25%** in 2020.
- The proportion of diagnoses among people 35-44 years old was **18%** in 2018; **20%** in 2019; **32%** in 2020.
- The proportion of diagnoses among people 45 and older was **33%** in 2018; **35%** in 2019; **34%** in 2020.

## NEW HIV DIAGNOSES BY PARISH

- From 2018 to 2020, the greatest proportion of new HIV diagnoses was in Rapides Parish. The number of new diagnoses in Avoyelles Parish and Rapides Parish have decreased by 50% from 2018 to 2020.

### HIV Diagnoses by Parish, Region 6, 2018 to 2020

	2018			2019			2020		
	Diagnoses	Percent	Rate*	Diagnoses	Percent	Rate*	Diagnoses	Percent	Rate*
<b>Region 6</b>	<b>72</b>	<b>100%</b>	<b>24</b>	<b>46</b>	<b>100%</b>	<b>16</b>	<b>44</b>	<b>100%</b>	<b>15</b>
Avoyelles	8	11%	20	2	4%	n/a	4	9%	n/a
Catahoula	3	4%	n/a	4	9%	n/a	1	2%	n/a
Concordia	1	1%	n/a	5	11%	26	5	11%	26
Grant	4	6%	n/a	3	7%	n/a	0	0%	0
LaSalle	7	10%	47	3	7%	n/a	4	9%	n/a
Rapides	48	67%	37	28	61%	22	24	55%	19
Vernon	1	1%	n/a	1	2%	n/a	5	11%	11
Winn	0	0%	0	0	0%	0	1	2%	n/a

\*\*In 2019, Louisiana ranked 5th in the nation for Congenital Syphilis rates, 3rd for Chlamydia rates, 9th for Primary and Secondary Syphilis rates, and 5th for Gonorrhea rates. In 2019, Louisiana ranked 4th for HIV rates in the US.

\*Rate is per 100,000. Rates from numerators less than 20 may not be reliable, and are unavailable for parishes with less than 5 diagnoses. \*\*2020 Rankings are not available