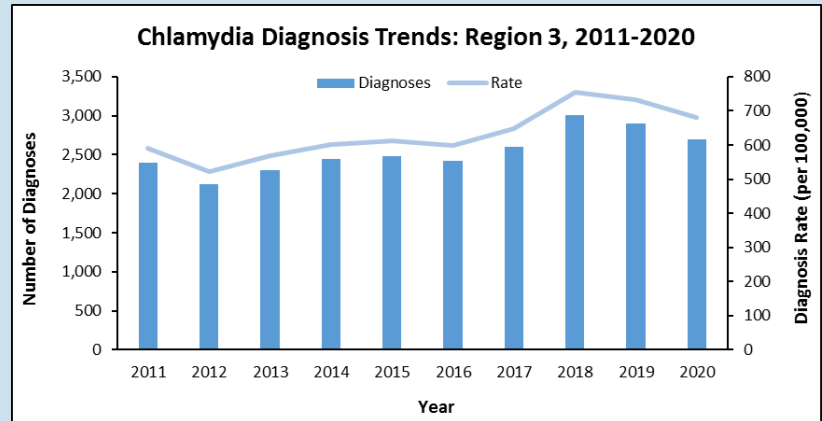




# Region 3 – Houma STD/HIV Update

## CHLAMYDIA—REGION 3

- In 2018, **3,002** people were diagnosed with chlamydia for a rate of **753.7** per 100,000.
- In 2019, **2,903** people were diagnosed with chlamydia for a rate of **732.4** per 100,000.
- In 2020, **2,696** people were diagnosed with chlamydia for a rate of **680.2** per 100,000, a 7% rate decrease from 2019.
- In 2020, Region 3 had the **7th** highest number of chlamydia diagnoses and the **6th** highest diagnosis rate in Louisiana.



## CHLAMYDIA BY GENDER

- From 2018 to 2020, **71%** of chlamydia diagnoses were among females. In 2020, **29%** of chlamydia diagnoses in Region 3 were among males.

## CHLAMYDIA BY RACE/ETHNICITY

Black people account for 60% or more of chlamydia diagnoses each year in Region 3. Only 26% of Region 3 is Black.

- In 2018, **62%** of chlamydia diagnoses were among Black people, **63%** in 2019, and **60%** in 2020.
- From 2018 to 2019, **32%** of chlamydia diagnoses were among White people, increasing to **33%** in 2020.
- In 2018, **3%** of chlamydia diagnoses were among Hispanic/Latinx people, **4%** in 2019, and **3%** in 2020.

## CHLAMYDIA BY AGE AT DIAGNOSIS

The majority of Region 3 chlamydia diagnoses are in people under the age of 25.

- The proportion of diagnoses among people under 25 was **73%** in 2018, and **71%** in 2019 and 2020.
- The proportion of diagnoses among people 25-34 years was **21%** in 2018, and **23%** in 2019 and 2020.
- The proportion of diagnoses among people 35 and older was **6%** from 2018 to 2020.

## CHLAMYDIA BY PARISH

- From 2018 to 2020, the greatest proportion of chlamydia diagnoses was in Terrebonne Parish. From 2018 to 2020, St. John the Baptist Parish had the highest chlamydia diagnosis rate.

Chlamydia Diagnoses by Parish, Region 3, 2018 to 2020

	2018			2019			2020		
	Diagnoses	Percent	Rate*	Diagnoses	Percent	Rate*	Diagnoses	Percent	Rate*
<b>Region 3</b>	<b>3,002</b>	<b>100%</b>	<b>754</b>	<b>2,903</b>	<b>100%</b>	<b>732</b>	<b>2,696</b>	<b>100%</b>	<b>680</b>
<b>Assumption</b>	172	6%	771	138	5%	630	139	5%	635
<b>Lafourche</b>	612	20%	624	606	21%	621	520	19%	533
<b>St. Charles</b>	319	11%	603	333	11%	627	275	10%	518
<b>St. James</b>	194	6%	922	181	6%	858	158	6%	749
<b>St. John the Baptist</b>	434	12%	1,005	432	15%	1,008	423	16%	988
<b>St. Mary</b>	363	14%	729	327	11%	663	274	10%	555
<b>Terrebonne</b>	908	30%	818	886	31%	802	907	34%	821

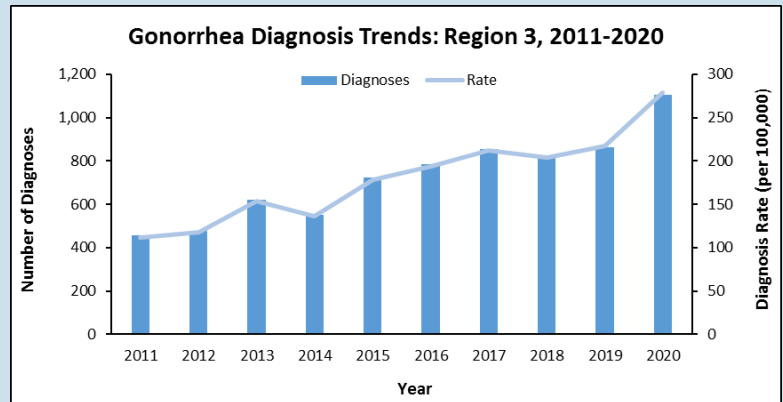
\*Rate is per 100,000



# Region 3 – Houma STD/HIV Update

## GONORRHEA—REGION 3

- In 2018, **814** people were diagnosed with gonorrhea for a rate of **204.4** per 100,000.
- In 2019, **862** people were diagnosed with gonorrhea for a rate of **217.5** per 100,000.
- In 2020, **1,105** people were diagnosed with gonorrhea for a rate of **278.8** per 100,000, a 28% rate increase from 2019.
- In 2020, Region 3 had the **7th** highest number of gonorrhea diagnoses and the **6th** highest diagnosis rate in Louisiana.



## GONORRHEA BY GENDER

- In 2018, **53%** of gonorrhea diagnoses were among females. This proportion decreased to **51%** in 2019, and **50%** in 2020. In 2020, **50%** of gonorrhea diagnoses in Region 3 were among males.

## GONORRHEA BY RACE/ETHNICITY

Black people account for 60% or more of gonorrhea diagnoses in Region 3. Only 26% of Region 3 is Black.

- In 2018, **63%** of gonorrhea diagnoses were among Black people, **60%** in 2019, and **67%** in 2020.
- In 2018, **34%** of gonorrhea diagnoses were among White people, **36%** in 2019, and **28%** in 2020.
- In 2018, **1%** of gonorrhea diagnoses were among Hispanic/Latinx people, **2%** in 2019, and **1%** in 2020.

## GONORRHEA BY AGE AT DIAGNOSIS

The majority of gonorrhea diagnoses are among people under the age of 25.

- The proportion of diagnoses among people under 25 was **55%** in 2018, **50%** in 2019, and **53%** in 2020.
- The proportion of diagnoses among people 25-34 years was **31%** in 2018, **34%** in 2019, and **33%** in 2020.
- The proportion of diagnoses among people 35 and older was **14%** in 2018, **16%** in 2019, and **14%** in 2020.

## GONORRHEA BY PARISH

- From 2018 to 2020, the greatest proportion of gonorrhea diagnoses was in Terrebonne Parish. In 2018 and 2019, Terrebonne Parish had the highest rate of gonorrhea diagnoses. In 2020, St John the Baptist Parish had the highest rate of gonorrhea diagnoses.

### Gonorrhea Diagnoses by Parish, Region 3, 2018 to 2020

	2018			2019			2020		
	Diagnoses	Percent	Rate*	Diagnoses	Percent	Rate*	Diagnoses	Percent	Rate*
<b>Region 3</b>	<b>814</b>	<b>100%</b>	<b>204</b>	<b>862</b>	<b>100%</b>	<b>217</b>	<b>1,105</b>	<b>100%</b>	<b>279</b>
<b>Assumption</b>	35	4%	157	34	4%	155	58	5%	265
<b>Lafourche</b>	178	22%	181	208	24%	213	255	23%	261
<b>St. Charles</b>	89	11%	168	90	10%	169	95	9%	179
<b>St. James</b>	41	5%	195	38	4%	180	55	5%	261
<b>St. John the Baptist</b>	75	10%	174	102	12%	238	164	15%	383
<b>St. Mary</b>	84	9%	169	82	10%	166	88	8%	178
<b>Terrebonne</b>	312	38%	281	308	36%	279	390	35%	353

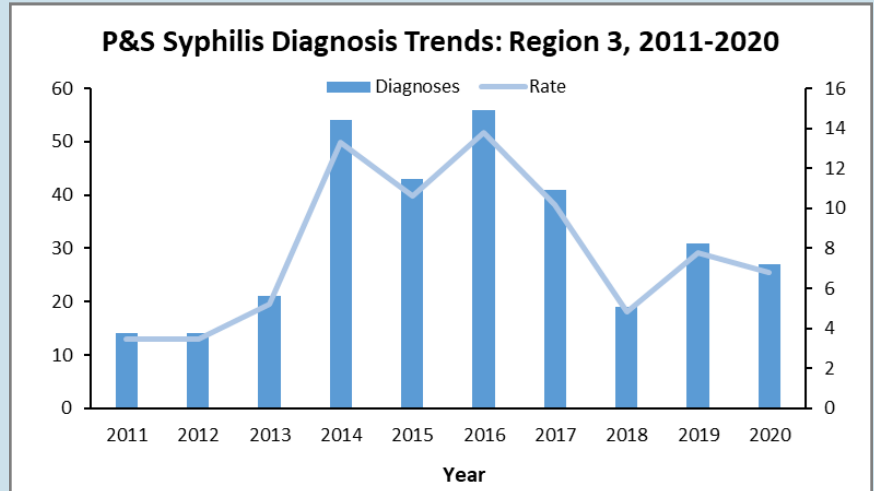
\*Rate is per 100,000



# Region 3 – Houma STD/HIV Update

## PRIMARY & SECONDARY SYPHILIS—REGION 3

- In 2018, **19** people were diagnosed with P&S syphilis for a rate of **4.8** per 100,000.
- In 2019, **31** people were diagnosed with P&S syphilis for a rate of **7.8** per 100,000.
- In 2020, **27** people were diagnosed with P&S syphilis for a rate of **6.8** per 100,000, a 13% rate decrease from 2019.
- In 2020, Region 3 had the **8th** highest number of P&S syphilis diagnoses and the lowest diagnosis rate in Louisiana.



## PRIMARY & SECONDARY SYPHILIS BY GENDER

- In 2018, **68%** of P&S syphilis diagnoses were among males. This proportion increased to **84%** in 2019, and decreased to **63%** in 2020. In 2020, **37%** of P&S syphilis diagnoses in Region 3 were among females.

## PRIMARY & SECONDARY SYPHILIS BY RACE/ETHNICITY

The proportion of P&S syphilis diagnoses among Black people is increasing in Region 3. Black people account for 26% of the total population of Region 3.

- In 2018, **53%** of P&S syphilis diagnoses were among Black people, increasing to **61%** in 2019, and **65%** in 2020.
- In 2018, **47%** of P&S syphilis diagnoses were among White people, decreasing to **32%** in 2019, and **31%** in 2020.

## PRIMARY & SECONDARY SYPHILIS BY AGE AT DIAGNOSIS

The majority of P&S syphilis diagnoses in Region 3 are among people age 25 and older.

- The proportion of diagnoses among people under the age of 25 was **21%** in 2018, **48%** in 2019, and **33%** in 2020.
- The proportion of diagnoses among people 25-34 years was **53%** in 2018, **32%** in 2019, and **41%** in 2020.
- The proportion of diagnoses among people 35 and older was **26%** in 2018, **19%** in 2019, and **26%** in 2020.

## PRIMARY & SECONDARY SYPHILIS BY PARISH

- From 2018 to 2020, Terrebonne Parish had the greatest proportion of P&S syphilis diagnoses. P&S syphilis diagnoses have increased significantly in Lafourche Parish from 2 diagnoses in 2018 to 8 diagnoses in 2020.

### P&S Syphilis Diagnoses by Parish, Region 3, 2018 to 2020

	2018			2019			2020		
	Diagnoses	Percent	Rate*	Diagnoses	Percent	Rate*	Diagnoses	Percent	Rate*
<b>Region 3</b>	<b>19</b>	<b>100%</b>	<b>5</b>	<b>31</b>	<b>100%</b>	<b>8</b>	<b>27</b>	<b>100%</b>	<b>7</b>
Assumption	0	0%	0	0	0%	0	1	4%	n/a
Lafourche	2	11%	n/a	6	19%	6	8	30%	8
St. Charles	2	11%	n/a	5	16%	9	3	11%	n/a
St. James	3	16%	n/a	2	6%	n/a	0	0%	n/a
St. John the Baptist	4	21%	n/a	5	16%	12	3	11%	n/a
St. Mary	1	5%	n/a	2	6%	n/a	3	11%	n/a
Terrebonne	7	37%	6	11	35%	10	9	33%	8

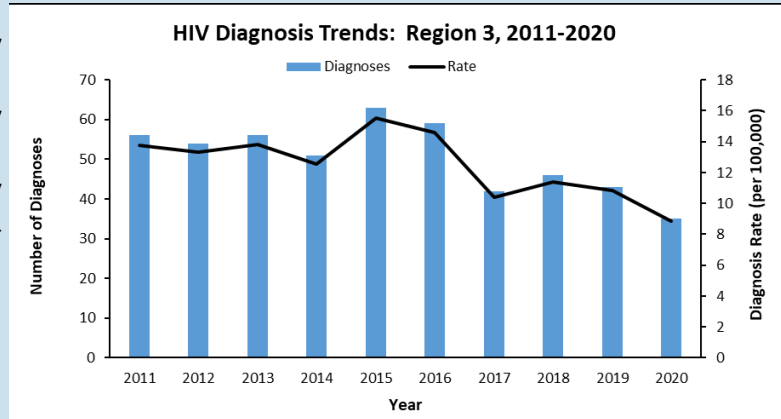
\*Rate is per 100,000. Rates derived from numerators less than 20 may be unreliable and are not



# Region 3 – Houma STD/HIV Update

## NEW HIV DIAGNOSES—REGION 3

- In 2018, **46** people were diagnosed with HIV for a rate of **11.4** per 100,000.
- In 2019, **43** people were diagnosed with HIV for a rate of **10.8** per 100,000.
- In 2020, **35** people were diagnosed with HIV for a rate of **8.8** per 100,000, a 19% rate decrease from 2019.
- In 2020, Region 3 had the **2nd lowest** number of new HIV diagnoses and had the **lowest** HIV diagnosis rate in Louisiana.



## NEW HIV DIAGNOSES BY GENDER

- In 2018, **72%** of new HIV diagnoses were among males. This proportion increased to **79%** in 2019 and decreased to **66%** in 2020. In 2020, **34%** of all new HIV diagnoses in Region 3 were among females.

## NEW HIV DIAGNOSES BY RACE/ETHNICITY

Black people account for over 60% of new HIV diagnoses each year in Region 3. Only 26% of Region 3 is Black.

- In 2018, **61%** of new HIV diagnoses were among Black people, **63%** in 2019, and **80%** in 2020.
- In 2018, **35%** of new HIV diagnoses were among White people, **26%** in 2019, and **17%** in 2020.
- In 2018, **4%** of new HIV diagnoses were among Hispanics/Latinx people, **9%** in 2019, and **3%** in 2020.

## NEW HIV DIAGNOSES BY AGE AT DIAGNOSIS

From 2018 to 2020, the majority of new HIV diagnoses in Region 3 were among people under the age of 35.

- The proportion of diagnoses among people under the age of 25 was **28%** in 2018; **26%** in 2019; **40%** in 2020.
- The proportion of diagnoses among people 25-34 years was **35%** in 2018; **42%** in 2019; **34%** in 2020.
- The proportion of diagnoses among people 35-44 years was **20%** in 2018; **16%** in 2019; **11%** in 2020.
- The proportion of diagnoses among people 45 and older was **17%** in 2018; **16%** in 2019; **14%** in 2020.

## NEW HIV DIAGNOSES BY PARISH

- In 2020, the greatest proportion of new HIV diagnoses was in Terrebonne Parish. The highest rate of new HIV diagnoses was in St. John the Baptist Parish.

### New HIV Diagnoses by Parish, Region 3, 2018 to 2020

	2018			2019			2020		
	Diagnoses	Percent	Rate*	Diagnoses	Percent	Rate*	Diagnoses	Percent	Rate*
<b>Region 3</b>	<b>46</b>	<b>100%</b>	<b>11</b>	<b>43</b>	<b>100%</b>	<b>11</b>	<b>35</b>	<b>100%</b>	<b>9</b>
Assumption	3	7%	n/a	2	5%	n/a	1	3%	n/a
Lafourche	8	17%	8	5	12%	5	7	20%	7
St. Charles	3	7%	n/a	4	9%	n/a	6	17%	11
St. James	8	17%	38	6	14%	28	2	6%	n/a
St. John the Baptist	9	20%	21	11	26%	26	7	20%	16
St. Mary	5	11%	10	2	5%	n/a	3	9%	n/a
Terrebonne	10	22%	9	13	30%	12	9	26%	8

\*\*In 2019, Louisiana ranked 5th in the nation for Congenital Syphilis rates, 3rd for Chlamydia rates, 9th for Primary and Secondary Syphilis rates, and 5th for Gonorrhea rates. In 2019, Louisiana ranked 4th for HIV rates in the US.

\*Rate is per 100,000. Rates from numerators less than 20 may not be reliable, and are unavailable for parishes with less than 5 diagnoses. \*\*2020 Rankings are not available