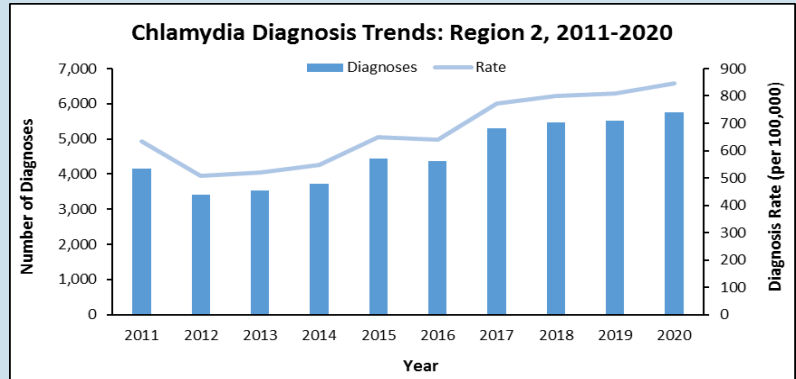




Region 2 – Baton Rouge STD/HIV Update

CHLAMYDIA—REGION 2

- In 2018, **5,460** people were diagnosed with chlamydia for a rate of **801.2** per 100,000.
- In 2019, **5,512** people were diagnosed with chlamydia for a rate of **808.1** per 100,000.
- In 2020, **5,767** people were diagnosed with chlamydia for a rate of **845.5** per 100,000, a **5%** rate increase from 2019.
- In 2020, Region 2 had the **2nd** highest number of chlamydia diagnoses and **2nd** highest diagnosis rate in Louisiana.



CHLAMYDIA BY GENDER

- In 2018, **69%** of chlamydia diagnoses were among females. This proportion decreased to **68%** in 2019, and returned to **69%** in 2020. In 2020, **31%** of chlamydia diagnoses in Region 2 were among males.

CHLAMYDIA BY RACE/ETHNICITY

Black people account for 42% of the total population in Region 2 and the majority of chlamydia diagnoses.

- In 2018, **77%** of chlamydia diagnoses were among Black people, increasing to **78%** in 2019 and 2020.
- In 2018, **19%** of chlamydia diagnoses were among White people, decreasing to **17%** in 2019, and **16%** in 2020.
- In 2018, **3%** of chlamydia diagnoses were among Hispanic/Latinx people, **4%** in 2019, and **3%** in 2020.

CHLAMYDIA BY AGE AT DIAGNOSIS

The majority of Region 2 chlamydia diagnoses are in people under the age of 25.

- The proportion of diagnoses among people under 25 was **69%** in 2018, **70%** in 2019, and **71%** in 2020.
- The proportion of diagnoses among people 25-34 years was **25%** in 2018, **24%** in 2019, and **23%** in 2020.
- The proportion of diagnoses among people 35 and older was **7%** from 2018 to 2019, and **6%** in 2020.

CHLAMYDIA BY PARISH

- From 2018 to 2020, three-quarters of all chlamydia diagnoses are residents of East Baton Rouge Parish. In 2019 and 2020, the greatest diagnosis rate was in East Baton Rouge Parish. From 2019 to 2020, chlamydia diagnoses decreased in all parishes except Ascension, East Baton Rouge, and West Baton Rouge.

Chlamydia Diagnoses by Parish, Region 2, 2018 to 2020

	2018			2019			2020		
	Diagnoses	Percent	Rate*	Diagnoses	Percent	Rate*	Diagnoses	Percent	Rate*
Region 2	5,460	100%	801	5,512	100%	808	5,767	100%	846
Ascension	623	11%	500	687	12%	543	733	13%	579
East Baton Rouge	4,024	74%	913	4,089	74%	929	4,346	75%	988
East Feliciana	141	3%	730	122	2%	638	120	3%	627
Iberville	312	6%	954	257	5%	791	225	6%	692
Pointe Coupee	130	3%	593	136	2%	626	119	4%	548
West Baton Rouge	180	3%	681	148	3%	559	158	3%	597
West Feliciana	50	1%	323	73	1%	469	66	1%	424

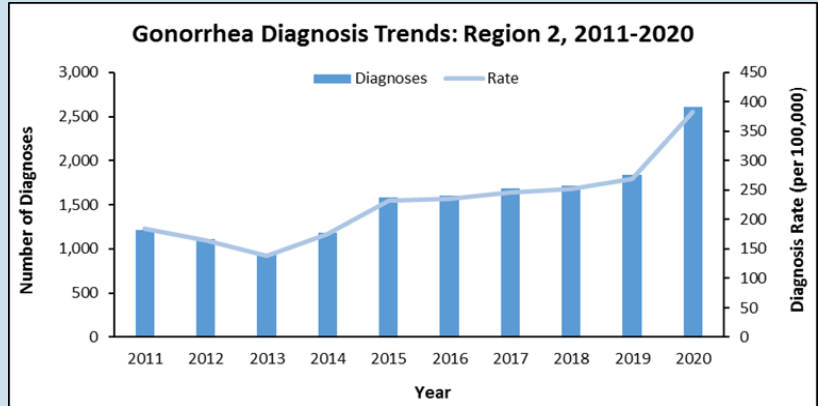
*Rate is per 100,000



Region 2 – Baton Rouge STD/HIV Update

GONORRHEA—REGION 2

- In 2018, **1,718** people were diagnosed with gonorrhea for a rate of **252.1** per 100,000.
- In 2019, **1,836** people were diagnosed with gonorrhea for a rate of **269.2** per 100,000.
- In 2020, **2,613** people were diagnosed with gonorrhea for a rate of **383.09** per 100,000, a 42% rate increase from 2019.
- In 2020, Region 2 had the **2nd** highest number of gonorrhea diagnoses and the **3rd** highest diagnosis rate in Louisiana.



GONORRHEA BY GENDER

- In 2018, **49%** of gonorrhea diagnoses were among females. This proportion decreased to **47%** in 2019 and 2020. In 2020, **53%** of gonorrhea diagnoses in Region 2 were among males.

GONORRHEA BY RACE/ETHNICITY

Black people account for 42% of the total population in Region 2 and the majority of gonorrhea diagnoses.

- In 2018 and 2019, **86%** of gonorrhea diagnoses were among Black people, decreasing to **85%** in 2020.
- In 2018, **13%** of gonorrhea diagnoses were among White people, decreasing to **12%** in 2019 and 2020.
- The proportion of gonorrhea diagnoses among Hispanic/Latinx people was **1%** in 2018, **2%** in 2019 and 2020.

GONORRHEA BY AGE AT DIAGNOSIS

The majority of gonorrhea diagnoses in Region 2 are in people under the age of 25.

- The proportion of diagnoses among people under 25 was **55%** in 2018, **56%** in 2019, and **60%** in 2020.
- The proportion of diagnoses among people 25-34 years decreased from **31%** in 2018 to **30%** in 2019, and **27%** in 2020.
- The proportion of diagnoses among people 35 and older was **14%** in 2018, **15%** in 2019, and **13%** in 2020.

GONORRHEA BY PARISH

- From 2018 to 2020, the greatest proportion of gonorrhea diagnoses and highest diagnosis rate was in East Baton Rouge Parish. From 2019 to 2020, the number of diagnoses in East Baton Rouge Parish increased by 38% to over 2,000 diagnoses.

Gonorrhea Diagnoses by Parish, Region 2, 2018 to 2020

	2018			2019			2020		
	Diagnoses	Percent	Rate*	Diagnoses	Percent	Rate*	Diagnoses	Percent	Rate*
Region 2	1,718	100%	252	1,836	100%	269	2,613	100%	383
Ascension	124	7%	99	156	8%	123	269	7%	213
East Baton Rouge	1,417	82%	331	1,484	81%	337	2,050	82%	466
East Feliciana	33	2%	171	37	2%	193	39	2%	204
Iberville	61	4%	186	82	4%	252	109	4%	335
Pointe Coupee	29	2%	132	23	1%	106	44	2%	203
West Baton Rouge	45	3%	170	47	3%	178	84	3%	317
West Feliciana	9	1%	58	7	0%	45	18	1%	116

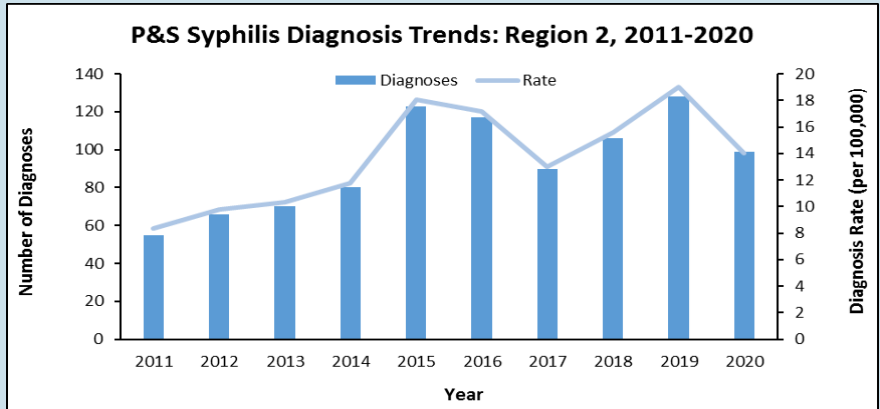
*Rate is per 100,000. Rates derived from numerators less than 20 may be unreliable.



Region 2 – Baton Rouge STD/HIV Update

PRIMARY & SECONDARY SYPHILIS—REGION 2

- In 2018, **106** people were diagnosed with P&S syphilis for a rate of **15.6** per 100,000.
- In 2019, **128** people were diagnosed with P&S syphilis for a rate of **18.8** per 100,000.
- In 2020, **99** people were diagnosed with P&S syphilis for a rate of **14.5** per 100,000, a 23% rate decrease from 2019.
- In 2020, Region 2 had the **3rd** highest number of P&S syphilis diagnoses and the **5th** highest diagnosis rate in Louisiana.



PRIMARY & SECONDARY SYPHILIS BY GENDER

- In 2018, **76%** of P&S syphilis diagnoses were among males. This proportion increased to **77%** in 2019 and decreased to **73%** in 2020.
- In 2020, **25%** of P&S syphilis diagnoses in Region 2 were among females, and **2%** of new P&S syphilis diagnoses were among transgender people.

PRIMARY & SECONDARY SYPHILIS BY RACE/ETHNICITY

Black people account for 42% of the total population in Region 2 and the majority of P&S syphilis diagnoses.

- In 2018, **74%** of P&S syphilis diagnoses were among Black people, **77%** in 2019, and **74%** in 2020.
- In 2018, **25%** of P&S syphilis diagnoses were among White people, **20%** in 2019, and **21%** in 2020.
- In 2018 and 2019, **2%** of P&S syphilis diagnoses were among Hispanic/Latinx people, increasing to **5%** in 2020.

PRIMARY & SECONDARY SYPHILIS BY AGE AT DIAGNOSIS

The proportion of new P&S syphilis diagnoses among people under 25 years old, has declined in recent years.

- The proportion of diagnoses among people under the age of 25 was **37%** in 2018, **38%** in 2019, and **31%** in 2020.
- The proportion of diagnoses among people 25-34 years was **42%** in 2018, **30%** in 2019, and **33%** in 2020.
- The proportion of diagnoses among people 35 and older was **21%** in 2018, **32%** in 2019, and **35%** in 2020.

PRIMARY & SECONDARY SYPHILIS BY PARISH

- From 2018 to 2020, the greatest proportion and the highest diagnosis rate of P&S syphilis was in East Baton Rouge Parish.

P&S Syphilis Diagnoses by Parish, Region 2, 2018 to 2020

	2018			2019			2020		
	Diagnoses	Percent	Rate*	Diagnoses	Percent	Rate*	Diagnoses	Percent	Rate*
Region 2	106	100%	16	128	100%	19	99	100%	15
Ascension	7	7%	6	9	7%	7	6	6%	5
East Baton Rouge	86	81%	20	106	81%	24	82	83%	19
East Feliciana	0	0%	0	4	0%	n/a	3	3%	n/a
Iberville	6	6%	18	6	6%	18	3	3%	n/a
Pointe Coupee	2	2%	n/a	1	2%	n/a	0	0%	n/a
West Baton Rouge	5	5%	19	2	5%	n/a	4	4%	n/a
West Feliciana	0	0%	0	0	0%	n/a	1	1%	n/a

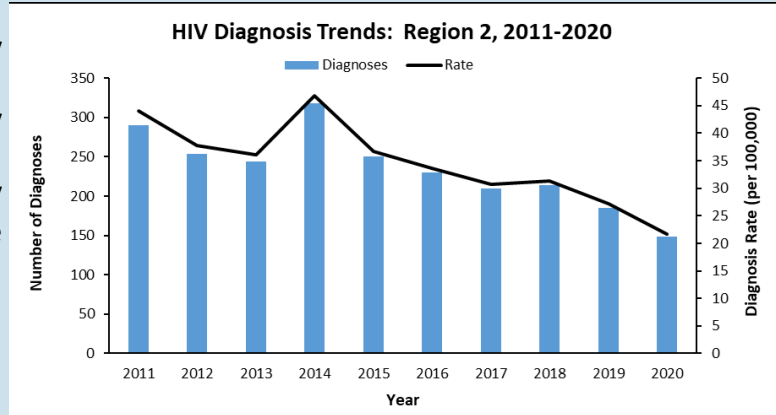
*Rate is per 100,000. Rates derived from numerators less than 20 may be unreliable and are not available (n/a) for numerators less than 5.



Region 2 – Baton Rouge STD/HIV Update

NEW HIV DIAGNOSES—REGION 2

- In 2018, **214** persons were diagnosed with HIV for a rate of **31.3** per 100,000.
- In 2019, **185** persons were diagnosed with HIV for a rate of **27.1** per 100,000.
- In 2020, **148** persons were diagnosed with HIV for a rate of **21.7** per 100,000, a 20% rate decrease from 2019.
- In 2020, Region 2 had the **2nd** highest number of new HIV diagnoses and the **highest** HIV diagnosis rate in Louisiana.



NEW HIV DIAGNOSES BY GENDER

- In 2018, **68%** of new HIV diagnoses were among males. This proportion increased to **73%** in 2019 and **76%** in 2020. In 2020, **22%** of all new HIV diagnoses in Region 2 were among females and **3%** were among transgender people.

NEW HIV DIAGNOSES BY RACE/ETHNICITY

Black people account for over 80% of new HIV diagnoses each year in Region 2. Only 42% of Region 2 is Black.

- In 2018, **87%** of new HIV diagnoses were among Black people, **81%** in 2019, and **82%** in 2020.
- In 2018, **11%** of new HIV diagnoses were among White people, **15%** in 2019 and 2020.
- In 2018, **<1%** of new HIV diagnoses were among Hispanic/Latinx people, **3%** in 2019 and 2020.

NEW HIV DIAGNOSES BY AGE AT DIAGNOSIS

From 2018 to 2020, the majority of new HIV diagnoses in Region 2 were among persons 25-34 years old.

- The proportion of diagnoses among persons under the age of 25 was **19%** in 2018; **26%** in 2019; **26%** in 2020.
- The proportion of diagnoses among persons 25-34 years was **33%** in 2018; **31%** in 2019; **38%** in 2020.
- The proportion of diagnoses among persons 35-44 years was **23%** in 2018; **18%** in 2019; **23%** in 2020.
- The proportion of diagnoses among persons 45 and older was **24%** in 2018; **25%** in 2019; **13%** in 2020.

NEW HIV DIAGNOSES BY PARISH

- In 2020, the greatest proportion and highest rate of HIV diagnoses were in East Baton Rouge Parish.

New HIV Diagnoses by Parish, Region 2, 2018 to 2020

	2018			2019			2020		
	Diagnoses	Percent	Rate*	Diagnoses	Percent	Rate*	Diagnoses	Percent	Rate*
Region 2	214	100%	31	185	100%	27	148	100%	22
Ascension	12	6%	10	13	7%	10	10	7%	8
East Baton Rouge	176	82%	40	155	84%	35	125	84%	28
East Feliciana	4	2%	n/a	2	1%	n/a	2	1%	n/a
Iberville	7	3%	21	4	2%	n/a	2	1%	n/a
Pointe Coupee	6	3%	27	2	1%	n/a	3	2%	n/a
West Baton Rouge	6	3%	23	6	3%	23	3	2%	n/a
West Feliciana	3	1%	n/a	3	2%	n/a	3	2%	n/a

**In 2019, Louisiana ranked 5th in the nation for Congenital Syphilis rates, 3rd for Chlamydia rates, 9th for Primary and Secondary Syphilis rates, and 5th for Gonorrhea rates. In 2019, Louisiana ranked 4th for HIV rates in the US.

*Rate is per 100,000. Rates from numerators less than 20 may not be reliable, and are unavailable for parishes with less than 5 diagnoses. **2020 Rankings are not available