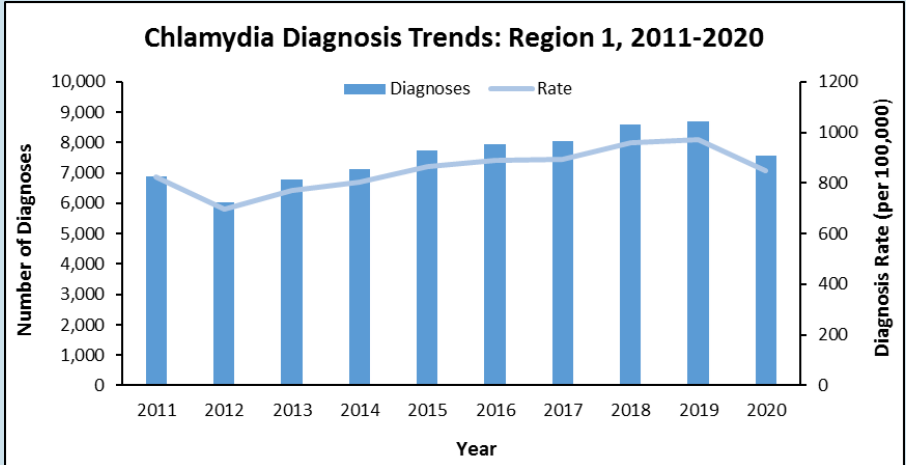




# Region 1 – New Orleans STD/HIV Update

## CHLAMYDIA—REGION 1

- In 2018, **8,599** people were diagnosed with chlamydia for a rate of **960.6** per 100,000.
- In 2019, **8,678** people were diagnosed with chlamydia for a rate of **971.7** per 100,000.
- In 2020, **7,572** people were diagnosed with chlamydia for a rate of **847.9** per 100,000, a 13% rate decrease from 2019.
- In 2020, Region 1 had the **highest** number of chlamydia diagnoses and the **highest** diagnosis rate in LA.



### CHLAMYDIA BY GENDER

- In 2018, **65%** of chlamydia diagnoses were among females. This proportion decreased to **64%** in 2019, and returned to **65%** in 2020. In 2020, **35%** of chlamydia diagnoses in Region 1 were among males.

### CHLAMYDIA BY RACE/ETHNICITY

Black people account for the majority of chlamydia diagnoses each year in Region 1. Only 41% of Region 1 is Black.

- From 2018 to 2019, **73%** of chlamydia diagnoses were among Black people. This proportion decreased to **71%** in 2020.
- From 2018 to 2019, **19%** of chlamydia diagnoses were among White people, increasing to **18%** in 2020.
- From 2018 to 2019, **8%** of chlamydia diagnoses were among Hispanic/Latinx people, decreasing to **7%** in 2020.

### CHLAMYDIA BY AGE AT DIAGNOSIS

Over 60% of chlamydia diagnoses in Region 1 are in people under the age of 25.

- The proportion of diagnoses among people under 25 was **64%** in 2018, **62%** in 2019, and **61%** in 2020.
- In 2018, **28%** of diagnoses were among people 25-34 years, increasing to **29%** in 2019 and 2020.
- The proportion of diagnoses among people 35 and older increased from **9%** in 2018 and 2019, to **10%** in 2020.

### CHLAMYDIA BY PARISH

- From 2018 to 2020, the greatest proportion of chlamydia diagnoses and the highest diagnosis rates were in Orleans Parish. The number of diagnoses and diagnosis rates decreased in all parishes from 2018 to 2020.

Chlamydia Diagnoses by Parish, Region 1, 2018 to 2020

	2018			2019			2020		
	Diagnoses	Percent	Rate*	Diagnoses	Percent	Rate*	Diagnoses	Percent	Rate*
<b>Region 1</b>	<b>8,599</b>	<b>100%</b>	<b>961</b>	<b>8,678</b>	<b>100%</b>	<b>972</b>	<b>7,572</b>	<b>100%</b>	<b>848</b>
Jefferson	3,163	37%	729	3,276	38%	757	2,926	39%	677
Orleans	4,953	58%	1,267	4,901	56%	1,256	4,238	56%	1,086
Plaquemines	109	1%	466	123	1%	530	93	1%	401
St. Bernard	374	4%	800	378	4%	800	315	4%	667

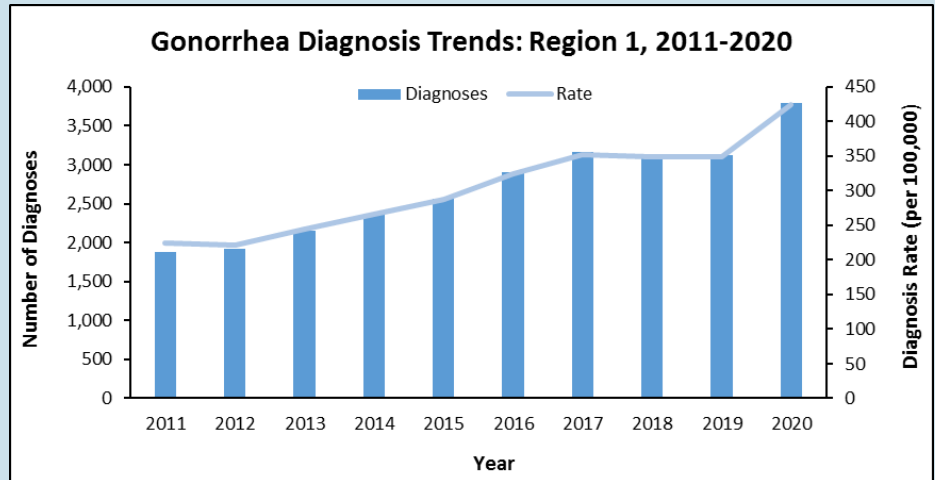
\*Rate is per 100,000



# Region 1 – New Orleans STD/HIV Update

## GONORRHEA—REGION 1

- In 2018, **3,124** people were diagnosed with gonorrhea for a rate of **349.0** per 100,000.
- In 2019, **3,121** people were diagnosed with gonorrhea for a rate of **349.4** per 100,000.
- In 2020, **3,791** people were diagnosed with gonorrhea for a rate of **424.5** per 100,000, a **22%** rate increase from 2019.
- In 2020, Region 1 had the **highest** number of gonorrhea diagnoses and the **2nd highest** diagnosis rate in Louisiana.



### GONORRHEA BY GENDER

- From 2018 to 2019, **38%** of gonorrhea diagnoses were among females. This proportion increased to **40%** in 2020. In 2020, **60%** of gonorrhea diagnoses in Region 1 were among males.

### GONORRHEA BY RACE/ETHNICITY

- Black people account for the majority of gonorrhea diagnoses each year in Region 1. Only 41% of Region 1 is Black.
- In 2018, **77%** of gonorrhea diagnoses were among Black people, decreasing to **75%** in 2019, and **76%** in 2020.
  - In 2018, **18%** of gonorrhea diagnoses were among White people, increasing to **20%** in 2019, and **18%** in 2020.
  - From 2018 to 2020, **4%** of gonorrhea diagnoses were among Hispanic/Latinx people.

### GONORRHEA BY AGE AT DIAGNOSIS

- The majority of gonorrhea diagnoses in Region 1 are in people under the age of 25.
- The proportion of diagnoses among people under 25 was **45%** in 2018 and 2019, decreasing to **42%** in 2020.
  - The proportion of diagnoses among people 25-34 years was **37%** in 2018, **34%** in 2019, and **36%** in 2020.
  - The proportion of diagnoses among people 35 and older was **18%** in 2018, **20%** in 2019, and to **22%** in 2020.

### GONORRHEA BY PARISH

- From 2018 to 2020, the greatest proportion of gonorrhea diagnoses and highest diagnosis rates in Region 1 were in Orleans Parish. Gonorrhea cases have increased in all parishes from 2018 to 2020.

New Gonorrhea Diagnoses by Parish: Region 1, 2018 to 2020									
	2018			2019			2020		
	Diagnoses	Percent	Rate*	Diagnoses	Percent	Rate*	Diagnoses	Percent	Rate*
<b>Region 1</b>	<b>3,124</b>	<b>100%</b>	<b>349</b>	<b>3,121</b>	<b>100%</b>	<b>349</b>	<b>3,791</b>	<b>100%</b>	<b>425</b>
<b>Jefferson</b>	899	29%	207	908	29%	220	1,191	31%	275
<b>Orleans</b>	2,105	67%	538	2,092	67%	536	2,440	64%	625
<b>Plaquemines</b>	18	1%	77	24	1%	103	30	1%	129
<b>St. Bernard</b>	102	3%	218	97	3%	205	130	3%	275

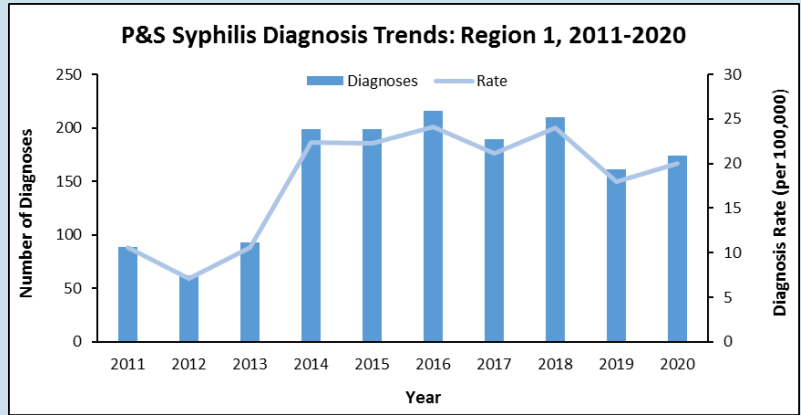
\*Rate is per 100,000. Rates from numerators under 20 may be unreliable.



# Region 1 – New Orleans STD/HIV Update

## PRIMARY & SECONDARY SYPHILIS—REGION 1

- In 2018, **210** people were diagnosed with P&S syphilis for a rate of **23.5** per 100,000.
- In 2019, **161** people were diagnosed with P&S syphilis for a rate of **18.0** per 100,000.
- In 2020, **174** people were diagnosed with P&S syphilis for a rate of **19.5** per 100,000, an 11% rate increase from 2019.
- In 2020, Region 1 had the **highest** number of P&S syphilis diagnoses and the **2nd** highest diagnosis rate in Louisiana.



## PRIMARY & SECONDARY SYPHILIS BY GENDER

- In 2018, **90%** of P&S syphilis diagnoses were among males. This proportion decreased to **87%** in 2019, and increased to **91%** in 2020.
- In 2020, **8%** of P&S syphilis diagnoses in Region 1 were among females and **2%** of new P&S syphilis diagnoses were among transgender people.

## PRIMARY & SECONDARY SYPHILIS BY RACE/ETHNICITY

Black people account for the majority of P&S syphilis diagnoses each year in Region 1. Only 41% of Region 1 is Black.

- In 2018, **56%** of P&S syphilis diagnoses were among Black people, **67%** in 2019, and **68%** in 2020.
- In 2018, **37%** of P&S syphilis diagnoses were among White people, **27%** in 2019, and **26%** in 2020.
- In 2018, **5%** of P&S syphilis diagnoses were among Hispanic/Latinx people, and **4%** in 2019 and 2020.

## PRIMARY & SECONDARY SYPHILIS BY AGE AT DIAGNOSIS

More than 75% of P&S syphilis diagnoses in Region 1 are among people age 25 and older.

- The proportion of diagnoses among people under the age of 25 increased from **23%** in 2018, to **24%** in 2019, and decreased to **17%** in 2020.
- The proportion of diagnoses among people 25-34 years was **39%** in 2018, **42%** in 2019, and **48%** in 2020.
- The proportion of diagnoses among people 35 and older was **38%** in 2018, **34%** in 2019, and **35%** in 2020.

## PRIMARY & SECONDARY SYPHILIS BY PARISH

- From 2018 to 2020, Orleans Parish had the greatest number and the highest diagnosis rate of P&S syphilis in Region 1. The number of diagnoses in Orleans Parish increased by **8%** from 2019 to 2020 but was still below the number of diagnoses in 2018.

### New Primary & Secondary Syphilis Diagnoses by Parish: Region 1, 2018 to 2020

	2018			2019			2020		
	Diagnoses	Percent	Rate*	Diagnoses	Percent	Rate*	Diagnoses	Percent	Rate*
<b>Region 1</b>	<b>210</b>	<b>100%</b>	<b>24</b>	<b>161</b>	<b>100%</b>	<b>18</b>	<b>174</b>	<b>100%</b>	<b>20</b>
Jefferson	50	24%	12	42	26%	10	48	28%	11
Orleans	154	73%	39	112	70%	39	116	67%	30
Plaquemines	2	1%	n/a	1	1%	n/a	3	2%	n/a
St. Bernard	4	2%	n/a	6	4%	13	7	4%	15

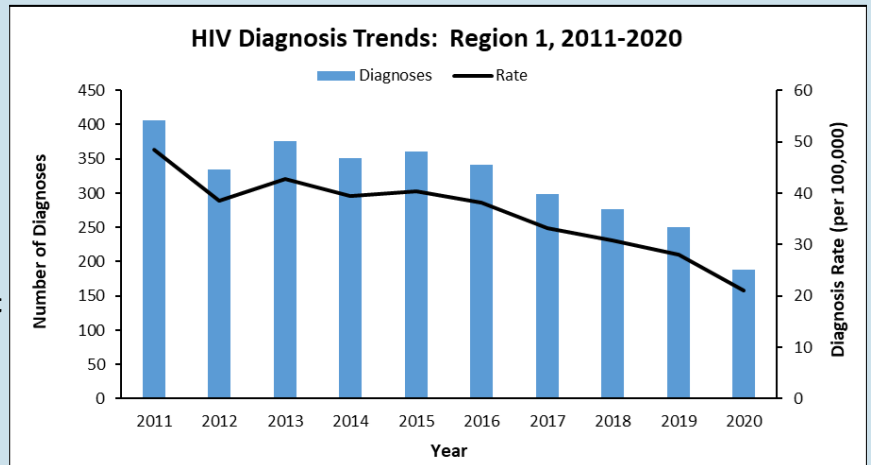
\*Rate is per 100,000. Rates from numerators less than 20 may not be reliable, and are unavailable for parishes with less than 5 diagnoses.



# Region 1 – New Orleans STD/HIV Update

## NEW HIV DIAGNOSES—REGION 1

- In 2018, **276** people were diagnosed with HIV for a rate of **30.8** per 100,000.
- In 2019, **250** people were diagnosed with HIV for a rate of **28.0** per 100,000.
- In 2020, **188** people were diagnosed with HIV for a rate of **21.1** per 100,000, an **25%** rate decrease from 2019.
- In 2020, Region 1 had the **highest** number of new HIV diagnoses and the **2nd** highest diagnosis rate in Louisiana.



## NEW HIV DIAGNOSES BY GENDER

- In 2018, **74%** of new HIV diagnoses were among males. This proportion increased to **76%** in 2019 and decreased to **69%** in 2020. In 2020, **27%** of all new HIV diagnoses were among females and **4%** of new HIV diagnoses were among transgender people.

## NEW HIV DIAGNOSES BY RACE/ETHNICITY

Black people account for the majority of new HIV diagnoses each year in Region 1. Only 41% of Region 1 is Black.

- In 2018, **68%** of new HIV diagnoses were among Black people, **63%** in 2019, and **69%** in 2020.
- In 2018, **18%** of new HIV diagnoses were among White people, **22%** in 2019, and **14%** in 2020.
- In 2018, **12%** of new HIV diagnoses were among Hispanic/Latinx people, **13%** in 2019, and **14%** in 2020.

## NEW HIV DIAGNOSES BY AGE AT DIAGNOSIS

From 2018 to 2020, the majority of new HIV diagnoses in Region 1 were among people 25-34 years old.

- The proportion of diagnoses among people under the age of 25 was **25%** in 2018; **18%** in 2019; **23%** in 2020.
- The proportion of diagnoses among people 25-34 years was **38%** in 2018; **40%** in 2019; **32%** in 2020.
- The proportion of diagnoses among people 35-44 years was **18%** in 2018; **27%** in 2019; **24%** in 2020.
- The proportion of diagnoses among people 45 and older was **19%** in 2018; **15%** in 2019; **20%** in 2020.

## NEW HIV DIAGNOSES BY PARISH

- From 2018 to 2020, the greatest proportion of new HIV diagnoses and the highest HIV diagnosis rate were in Orleans Parish. St. Bernard Parish was the only parish in Region 1 with an increase from 2019 to 2020.

**New HIV Diagnoses by Parish: Region 1, 2018 to 2020**

	2018			2019			2020		
	Diagnoses	Percent	Rate*	Diagnoses	Percent	Rate*	Diagnoses	Percent	Rate*
<b>Region 1</b>	<b>276</b>	<b>100%</b>	<b>31</b>	<b>250</b>	<b>100%</b>	<b>28</b>	<b>188</b>	<b>100%</b>	<b>21</b>
Jefferson	89	32%	21	85	34%	20	74	39%	17
Orleans	182	66%	47	161	64%	41	106	56%	27
Plaquemines	0	0%	0	1	0%	n/a	0	0%	0
St. Bernard	5	2%	11	3	1%	n/a	8	4%	17

\*\*In 2019, Louisiana ranked 5th in the nation for Congenital Syphilis rates, 3rd for Chlamydia rates, 9th for Primary and Secondary Syphilis rates, and 5th for Gonorrhea rates. In 2019, Louisiana ranked 4th for HIV rates in the US.

\*Rate is per 100,000. Rates from numerators less than 20 may not be reliable, and are unavailable for parishes with less than 5 diagnoses. \*\*2020 Rankings are not available