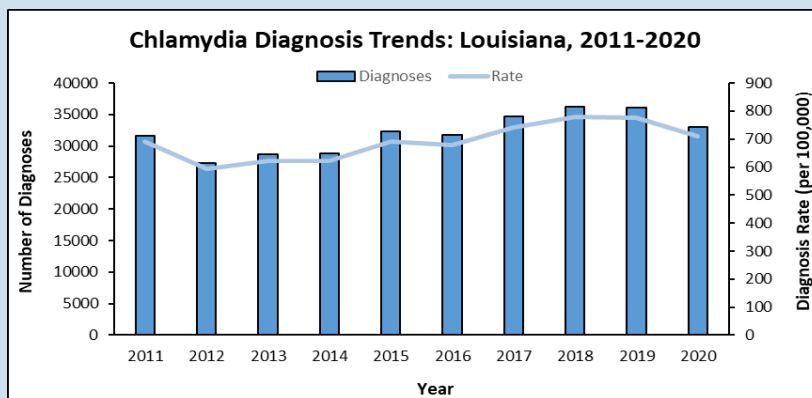




LOUISIANA 2020 STD/HIV Update

CHLAMYDIA—LOUISIANA

- In 2018, **36,293** people were diagnosed with chlamydia for a rate of **778.8** per 100,000.
- In 2019, **36,131** people were diagnosed with chlamydia for a rate of **777.2** per 100,000.
- In 2020, **32,997** persons were diagnosed with chlamydia for a rate of **709.8** per 100,000, a **9%** rate decrease from 2019.
- Louisiana had the 3rd highest chlamydia rate in the nation, in 2019.



CHLAMYDIA BY GENDER

- In 2018, **70%** of chlamydia diagnoses were among females, increasing to **71%** in 2019 and decreasing to **68%** in 2020. In 2020, **32%** of chlamydia diagnoses were among males.

CHLAMYDIA BY RACE/ETHNICITY

Black people account for the majority of chlamydia diagnoses each year. Only **32%** of Louisiana's population is Black.

- In 2018 and 2019, **70%** of chlamydia diagnoses were among Black people, decreasing to **68%** in 2020.
- In 2018, **26%** of chlamydia diagnoses were among White people, decreasing to **24%** in 2019, and **25%** in 2020.
- From 2018 to 2020, **4%** of chlamydia diagnoses were among Hispanic/Latinx people.

CHLAMYDIA BY AGE AT DIAGNOSIS

The majority of chlamydia diagnoses are in persons under the age of 25.

- From 2018 to 2019, the proportion of diagnoses among people under 25 was **70%**, decreasing to **69%** in 2020.
- From 2018 to 2020, the proportion of diagnoses among people 25-34 years was **24%**.
- From 2018 to 2019, the proportion of diagnoses among people 35 and older was **6%**, increasing to **7%** in 2020.

CHLAMYDIA BY REGION

- From 2018 to 2020, the greatest proportion of chlamydia diagnoses was in the New Orleans region. In 2018, the Monroe region had the highest chlamydia diagnosis rate in the state. In 2019 and 2020, the New Orleans region had the highest chlamydia diagnosis rate in the state.

Chlamydia Diagnoses by Region: Louisiana, 2018 to 2020

	2018			2019			2020		
	Diagnoses	Percent	Rate*	Diagnoses	Percent	Rate*	Diagnoses	Percent	Rate*
LOUISIANA[†]	36,293	100%	779	36,131	100%	777	32,997	100%	710
Region 1: New Orleans	8,599	24%	961	8,678	24%	972	7,572	23%	848
Region 2: Baton Rouge	5,460	16%	801	5,512	15%	808	5,767	18%	846
Region 3: Houma	3,002	8%	754	2,903	8%	732	2,696	8%	680
Region 4: Lafayette	3,707	10%	612	3,946	11%	653	4,065	12%	672
Region 5: Lake Charles	1,839	5%	604	1,534	4%	503	1,403	4%	460
Region 6: Alexandria	2,240	6%	745	2,250	6%	757	2,064	6%	695
Region 7: Shreveport	4,822	13%	898	4,981	14%	936	3,688	11%	693
Region 8: Monroe	3,387	9%	970	3,253	9%	941	2,724	8%	788
Region 9: Hammond/Slidell	3,193	9%	543	3,047	8%	514	3,002	9%	507

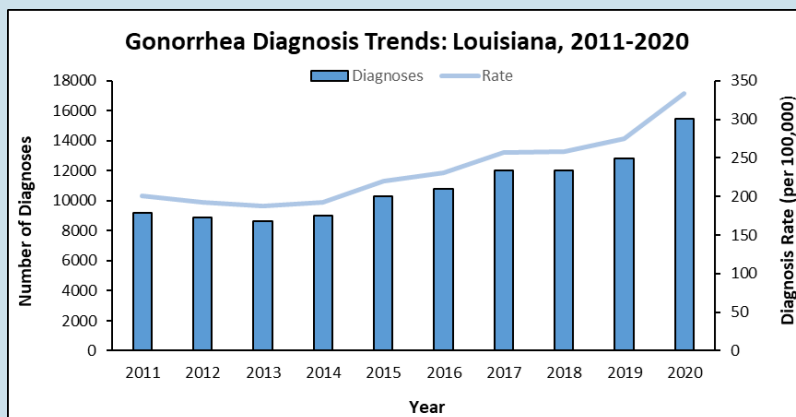
**Proportion of Louisiana's Overall Population, 2019, by Region: 1—19%, 2—15%, 3—9%, 4—13%, 5—7%, 6—7%, 7—12%, 8—8%, 9—13%



LOUISIANA 2020 STD/HIV Update

GONORRHEA—LOUISIANA

- In 2018, **12,043** people were diagnosed with gonorrhea for a rate of **258.4** per 100,000.
- In 2019, **12,800** people were diagnosed with gonorrhea for a rate of **275.3** per 100,000.
- In 2020, **15,483** persons were diagnosed with gonorrhea for a rate of **333.1** per 100,000, a **21%** rate increase from 2019.
- Louisiana had the 5th highest gonorrhea rate in the nation, in 2019.



GONORRHEA BY GENDER

- In 2018, **49%** of gonorrhea diagnoses were among females. This proportion decreased to **48%** in 2019 and **47%** in 2020. In 2020, **53%** of gonorrhea diagnoses were among males.

GONORRHEA BY RACE/ETHNICITY

Black people account for approximately **75%** of gonorrhea diagnoses each year. Only **32%** of Louisiana's population is bBlack.

- In 2018, **75%** of gonorrhea diagnoses were among Black people, **74%** in 2019, and **75%** in 2020.
- In 2018, **22%** of gonorrhea diagnoses were among White people, **23%** in 2019, and to **21%** in 2020.
- From 2018 to 2020, **2%** of gonorrhea diagnoses were among Hispanic/Latinx people.

GONORRHEA BY AGE AT DIAGNOSIS

The majority of gonorrhea diagnoses are in persons under the age of 25.

- The proportion of diagnoses among people under 25 was **55%** in 2018, **53%** in 2019, and **54%** in 2020.
- The proportion of diagnoses among people 25-34 years was **31%** in 2018, **32%** in 2019, and **30%** in 2020.
- The proportion of diagnoses among people 35 and older was **14%** in 2018, **16%** in 2019 and 2020.

GONORRHEA BY REGION

- From 2018 to 2020, the greatest proportion of gonorrhea diagnoses were in the New Orleans region. In 2018, the New Orleans Region had the highest gonorrhea diagnosis rate; Shreveport Region in 2019; Monroe region in 2020.

Gonorrhea Diagnoses by Region: Louisiana, 2018 to 2020

	2018			2019			2020		
	Diagnoses	Percent	Rate*	Diagnoses	Percent	Rate*	Diagnoses	Percent	Rate*
LOUISIANA[†]	12,043	100%	258	12,800	100%	275	15,483	100%	333
Region 1: New Orleans	3,124	26%	349	3,121	24%	349	3,791	25%	425
Region 2: Baton Rouge	1,718	14%	252	1,836	14%	269	2,613	17%	383
Region 3: Houma	814	7%	204	862	7%	217	1,105	7%	279
Region 4: Lafayette	1,155	10%	191	1,291	10%	213	1,656	10%	274
Region 5: Lake Charles	564	5%	185	653	5%	214	541	4%	177
Region 6: Alexandria	865	7%	288	846	7%	285	1,088	7%	366
Region 7: Shreveport	1,716	14%	320	1,962	15%	368	1,936	12%	364
Region 8: Monroe	1,174	10%	336	1,193	9%	345	1,537	10%	445
Region 9: Hammond/Slidell	904	8%	154	1,023	8%	173	1,207	8%	204

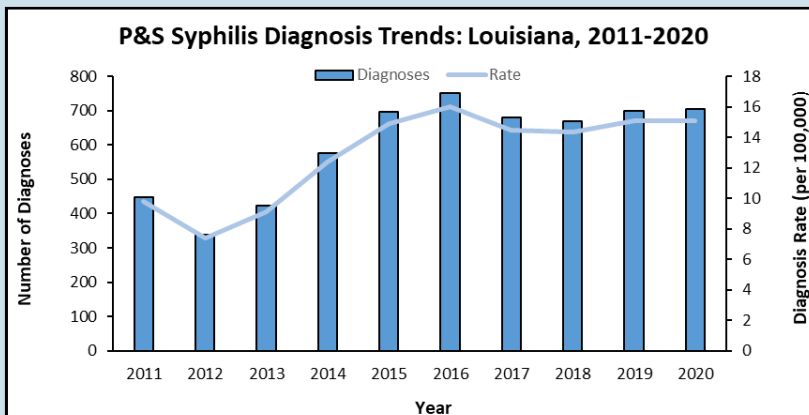
**Proportion of Louisiana's Overall Population, 2019, by Region: 1—19%, 2—15%, 3—9%, 4—13%, 5—7%, 6—7%, 7—12%, 8—8%, 9—13%



LOUISIANA 2020 STD/HIV Update

PRIMARY & SECONDARY SYPHILIS—LOUISIANA

- In 2018, **669** people were diagnosed with P&S syphilis for a rate of **14.4** per 100,000.
- In 2019, **700** people were diagnosed with P&S syphilis for a rate of **15.1** per 100,000.
- In 2020, **704** people were diagnosed with P&S syphilis for a rate of **15.1** per 100,000, remaining unchanged from 2019.
- Louisiana had the 9th highest P&S syphilis rate in the US, in 2019.



PRIMARY & SECONDARY SYPHILIS BY GENDER

- The proportion of P&S syphilis diagnoses among males, was **75%** in 2018, **77%** in 2019, and **75%** in 2020. In 2020, **25%** of P&S syphilis diagnoses were among females, and **1%** were among transgender people.

PRIMARY & SECONDARY SYPHILIS BY RACE/ETHNICITY

Black people account for the majority of P&S syphilis diagnoses each year. Only 32% of Louisiana's population is Black.

- The proportion of P&S syphilis diagnoses among Black people was **64%** in 2018, **61%** in 2019, and **63%** in 2020.
- The proportion of P&S syphilis diagnoses among White people was **33%** in 2018, **36%** in 2019, and to **34%** in 2020.
- From 2018 to 2020, **2%** of P&S syphilis diagnoses were among Hispanic/Latinx people.

PRIMARY & SECONDARY SYPHILIS BY AGE AT DIAGNOSIS

Almost 40% of P&S syphilis diagnoses in 2020, were among people 25-34 years old.

- The proportion of diagnoses among people under 25 was **55%** in 2018, **34%** in 2019, and **30%** in 2020.
- The proportion of diagnoses among people 25-34 years was **31%** in 2018, **34%** in 2019, and **39%** in 2020.
- The proportion of diagnoses among people 35 and older was **14%** in 2018, **32%** in 2019, and **31%** in 2020.

PRIMARY & SECONDARY SYPHILIS BY REGION

From 2018 to 2020, the New Orleans region had the greatest number of P&S syphilis diagnoses in the state. From 2018 to 2020, the Alexandria region had the highest P&S syphilis diagnosis rate in Louisiana.

New Primary & Secondary Syphilis Diagnoses by Region: Louisiana, 2018 to 2020

	2018			2019			2020		
	Diagnoses	Percent	Rate*	Diagnoses	Percent	Rate*	Diagnoses	Percent	Rate*
LOUISIANA	669	100%	14	700	100%	15	704	100%	15
Region 1: New Orleans	210	31%	24	161	23%	18	174	25%	19
Region 2: Baton Rouge	106	16%	16	128	18%	19	99	14%	15
Region 3: Houma	19	3%	5	31	4%	8	27	4%	7
Region 4: Lafayette	42	6%	7	39	6%	6	44	6%	7
Region 5: Lake Charles	8	1%	3	32	5%	11	23	3%	8
Region 6: Alexandria	92	14%	31	106	15%	36	134	19%	45
Region 7: Shreveport	88	13%	16	97	14%	18	96	14%	18
Region 8: Monroe	75	11%	22	60	9%	17	65	9%	19
Region 9: Hammond/Slidell	29	4%	5	46	7%	8	42	6%	7

*Proportion of Louisiana's Overall Population, 2019, by Region: 1—19%; 2—15%; 3—9%; 4—13%; 5—6%; 6—7%; 7—12%; 8—8%; 9—12%

*Rate is per 100,000, rates from numerators less than 20 may not be reliable. ** 2020 census data is not yet available

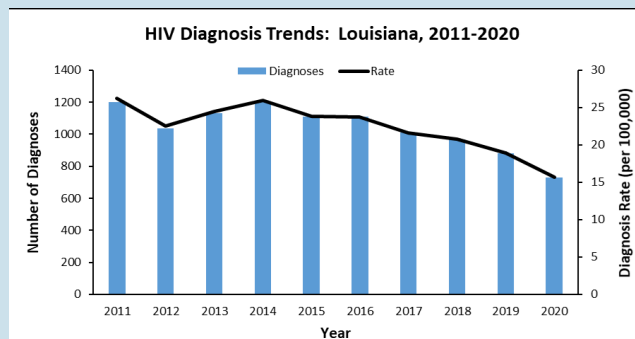
LDH STD/HIV/Hepatitis Program
v. 11/30/2021



LOUISIANA 2020 STD/HIV Update

NEW HIV DIAGNOSES—LOUISIANA

- In 2018, **969** persons were diagnosed with HIV for a rate of **20.8** per 100,000.
- In 2019, **881** persons were diagnosed with HIV for a rate of **19.0** per 100,000.
- In 2020, **728** persons were diagnosed with HIV for a rate of **15.7** per 100,000, a 17% rate decrease from 2019.
- In 2019, Louisiana had the **4th** highest HIV diagnosis rate in the United States.



NEW HIV DIAGNOSES BY GENDER

- In 2018, **72%** of new HIV diagnoses were among males. This proportion increased to **75%** in 2019 and decreased to **73%** in 2020. In 2020, **22%** of all new diagnoses were among females. In 2018, **2%** of new HIV diagnoses were among transgender people. This proportion increased to **3%** in 2019 and 2020.

NEW HIV DIAGNOSES BY RACE/ETHNICITY

Black people account for the majority of new HIV diagnoses each year. Only 32% of Louisiana's population is Black.

- In 2018, **70%** of HIV diagnoses were among Black people, **66%** in 2019, and **70%** in 2020.
- In 2018, **22%** of HIV diagnoses were among White people, **23%** in 2019, and **20%** in 2020.
- In 2018, **6%** of HIV diagnoses were among Hispanic/Latinx people, **9%** in 2019 and 2020.

NEW HIV DIAGNOSES BY AGE AT DIAGNOSIS

From 2018-2020, the majority of new HIV diagnoses were among persons 35 and older.

- The proportion of diagnoses among persons 24 and under was **24%** in 2018, **21%** in 2019, and **26%** in 2020.
- The proportion of diagnoses among persons 25-34 years old was **36%** in 2018, **37%** in 2019, and **33%** in 2020.
- The proportion of diagnoses among persons 35 and older was **41%** in 2018, **42%** in 2019, and **41%** in 2020.

NEW HIV DIAGNOSES BY REGION

- From 2018 to 2020, the New Orleans Public Health Region had the greatest proportion of new HIV diagnoses. In 2020, the highest rate of new HIV diagnoses was in the Baton Rouge Public Health Region.

New HIV Diagnoses by Region, Louisiana, 2018 to 2020

	2018			2019			2020		
	Diagnoses	Percent	Rate*	Diagnoses	Percent	Rate*	Diagnoses	Percent	Rate*
LOUISIANA	969	100%	20.8	881	100%	19.0	728	100%	15.7
Region 1: New Orleans	276	28%	30.8	250	28%	28.0	188	26%	21.1
Region 2: Baton Rouge	214	22%	31.3	185	21%	27.1	148	20%	21.7
Region 3: Houma	46	5%	11.4	43	5%	10.8	35	5%	8.8
Region 4: Lafayette	128	13%	21.0	91	10%	15.0	86	12%	14.2
Region 5: Lake Charles	38	4%	12.6	49	6%	16.1	31	4%	10.2
Region 6: Alexandria	72	7%	23.5	46	5%	15.5	44	6%	14.8
Region 7: Shreveport	85	9%	15.6	114	13%	21.4	78	11%	14.6
Region 8: Monroe	50	5%	14.1	40	5%	11.6	52	7%	15.0
Region 9: Hammond/Slidell	60	6%	10.3	63	7%	10.6	66	9%	11.1

**In 2019, Louisiana ranked 5th in the nation for Congenital Syphilis rates, 3rd for Chlamydia rates, 9th for Primary and Secondary Syphilis rates, and 5th for Gonorrhea rates. In 2019, Louisiana ranked 4th for HIV rates in the US.